



## JONATHAN BROWNING STUDIOS

Founded in 2003, Jonathan Browning Studios designs and manufactures the finest quality bronze products in the world. Using the investment cast process, every piece begins as a carving in wood, from which molds and waxes are produced for casting. This lost wax method ensures that every fixture retains the highest level of detail possible. The final step in production, polishing, is done completely by hand.

A love of classicism and industrial design sets the tone for the collections, whether they be chandeliers and sconces, torchieres and table lamps, or furniture and window hardware. Timeless and elegant, these fixtures are manufactured to a standard rarely seen today, and meant to last forever.

"I have two great obsessions:  
French Beaux Arts classicism,  
and 20th Century industrial  
design. There is a constant  
tension between the two in  
everything I design, whether  
product or interiors."





<b>WALL FIXTURES</b>	<b>W</b>
ALOUETTE SCONCE	6
CHAMONT SCONCE	8
BOUCLIER SCONCE	10
MEUDON SCONCE	12
SPEER SCONCE	14
COGNACQ-JAY PENDANT	16
AMERICAIN SCONCE	18
CALAIS SCONCE	20
VICTOIRE SCONCE	22
VENTOUX SCONCE	24
VENTOUX SWING ARM SCONCE	26
VENTOUX DOUBLE ARM SCONCE	28
CHAPELLE SCONCE	30
GARONNE SCONCE	32
L'ORIENT SCONCE	34
SHIELD SCONCE	36
SHERIDAN SCONCE	38
TRIANON DOUBLE ARM SCONCE	40
TRIANON SINGLE ARM SCONCE	42
DAUPHINE SCONCE	44
VIENNE SCONCE	46
AMBOISE SCONCE	48
MARAIS SCONCE	50
CINQ SCONCE	52
METRO SCONCE	54
VINCENNES SCONCE	56
LEDOUX SCONCE	58
LA CITÉ SCONCE	60
GRAND COQUILLE SCONCE	62
HET PALEIS SCONCE - WOOD	64
KALMAR KEULE SCONCE	66
KALMAR KREMS SCONCE	68
KALMAR ZWEIG SCONCE	70

<b>OUTDOOR FIXTURES</b>	<b>O</b>
VENTOUX OUTDOOR SCONCE	74
LOIRE OUTDOOR SCONCE	76
ALLÉE OUTDOOR SCONCE	78
RUE DU BAC OUTDOOR SCONCE	80

<b>CEILING FIXTURES</b>	<b>C</b>
LE PENTAGONE CHANDELIER	84
LE PETITE PENTAGONE	86
ROCHILLON CHANDELIER	88
CHAMONT CHANDELIER	90
FALAISE PENDANT	92

<b>CEILING FIXTURES - CONT'D</b>	<b>C</b>
FALAISE 5 LIGHT CHANDELIER	94
EMBAYAGE PENDANT	96
EMBAYAGE CHANDELIER	98
GARONNE CHANDELIER	100
TRIANON CHANDELIER	102
LA PERLE CHANDELIER	104
ODEON CHANDELIER	106
TWIG CHANDELIER	108
MARAIS PENDANT	110
MARAIS SPLIT PENDANT	112
MARAIS CHANDELIER	114
VENTOUX CHANDELIER	116
KALMAR ZYLINDERZUG CHANDELIER	118
KALMAR KEULE PENDANT	120
KALMAR KEULE DOUBLE PENDANT	122
KALMAR KEULE FIVE LIGHT CHANDELIER	124
KALMAR ADMONT CHANDELIER	126
KALMAR HOLZSTERN CHANDELIER	128
KALMAR HALLSTADT CHANDELIER	130
KALMAR ZUG PENDANT	132


<b>FLOOR LAMPS</b>	<b>F</b>
SHERIDAN TORCHIERE	136
VENTOUX TORCHIERE	138
KALMAR DORNSTAB FLOOR LAMP	140

<b>TABLE FIXTURES</b>	<b>T</b>
SHERIDAN TABLE LAMP	144
VENTOUX TABLE LAMP	146

<b>ACCESSORIES</b>	<b>A</b>
LIONCEAU COCKTAIL TABLE	150
MONTRÉSOR COCKTAIL TABLE	152
ANJOU COCKTAIL TABLE	154
SHERIDAN COCKTAIL TABLE	155
LANGEAIS FIRESCREEN	158

<b>HARDWARE</b>	<b>H</b>
COIN DRAPERY HARDWARE	162
LANGEAIS DRAPERY HARDWARE	164
VALOGNES DRAPERY HARDWARE	166
MERIGNAC DRAPERY HARDWARE	168
CASTELLANE DRAPERY HARDWARE	170
BERGERAC DRAPERY HARDWARE	172
MONTREJEAU DRAPERY HARDWARE	174
DORDOGNE DRAPERY HARDWARE	176

WALL FIXTURES









All Lighting Design and Design Elements are ©2013 by Jonathan Browning Studios, Inc.

## ALOUETTE SCONCE

### DESCRIPTION

The Alouette Sconce is machined from solid brass. All parts are hand polished and plated. It's borosilicate glass shade is fire polished by hand.

### FINISHES

Shown in Life Antique and Oil Rubbed Bronze (standard). Also available in Polished Nickel, Satin Nickel and Dore'.

### SHADE

Reeded borosilicate glass. Also available in frosted glass. Two available sizes: 8.5" and 13.5". 8.5" shown in photos and line drawing.

### MODEL #

1 3 1 3

### DIMENSIONS

4.5 W x 5.3 D x 15.75 H

### NET WT.

5 lbs

### BACK PLATE / J-BOX

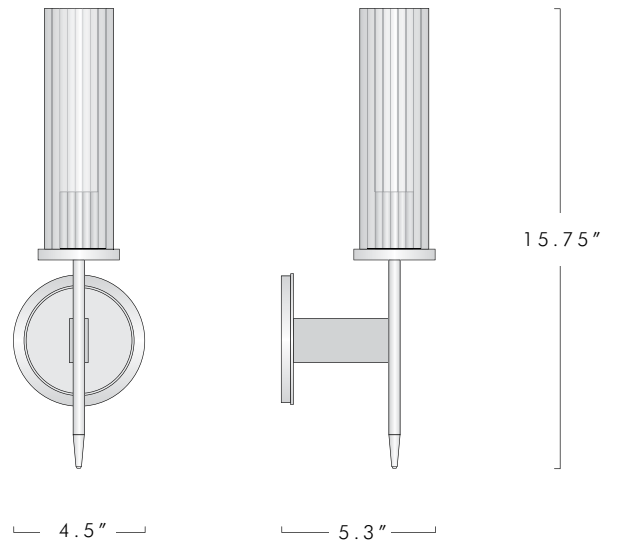
Back Plate: 4.5" Diameter

### ELECTRICAL

1 x E26 75w T8 (13.5" glass version)

1 x E26 30w T9 (8.5" glass version)

Made with UL listed parts









All Lighting Design and Design Elements are ©2013 by Jonathan Browning Studios, Inc.

## CHAMONT SCONCE

### DESCRIPTION

The Chamont Sconce is machined by hand from solid brass. The rectangular arm provides the structure for the borosilicate glass shade to sit. This shade is hand worked on a diamond wheel to achieve its detail.

### FINISHES

Shown in Lite Antique Bronze (standard). Also available in Oil Rubbed Bronze, Polished Nickel, Satin Nickel and Black Bronze.

### SHADE

Lead Crystal.

### MODEL #

1 3 1 1

### DIMENSIONS

4.5 W x 4.4 D x 11.625 H

### NET WT.

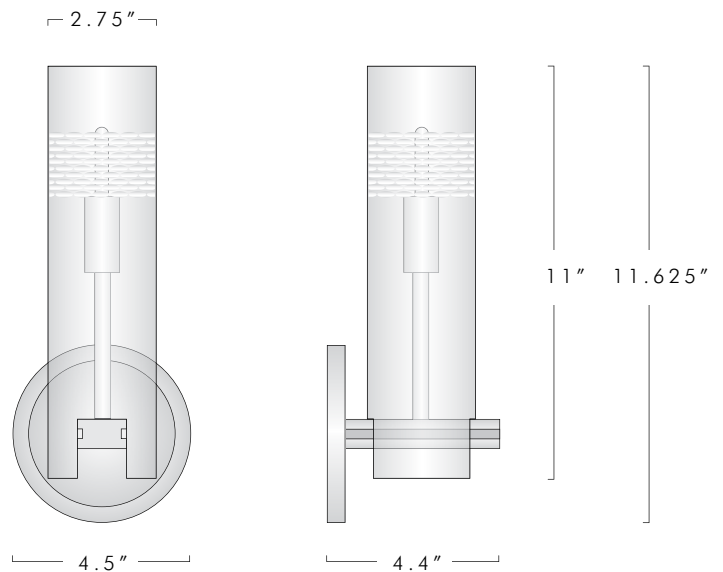
4.5 lbs


### BACK PLATE / J-BOX

Back Plate: 4.5" Diam. / Top to J-Box center: 9.375"

### ELECTRICAL

1 x E12 60w Max - made with UL listed parts







## BOUCLIER SCONCE

### DESCRIPTION

The Bouclier sconce is investment cast in bronze. The quarter round body is pierced with various holes, providing multiple rays of light to emit from its domed body. The bronze is polished by hand.

### FINISHES

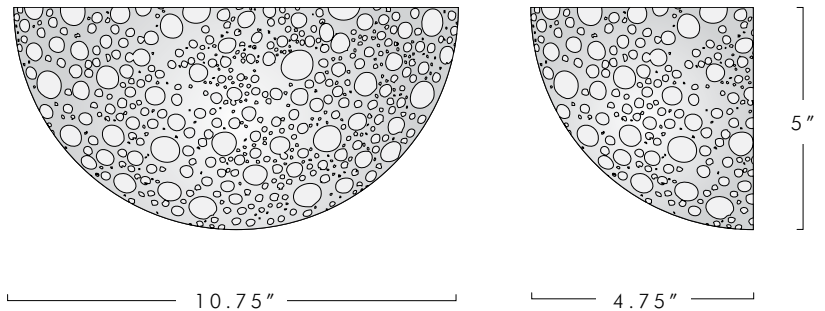
Shown in Oil-rubbed Bronze. Standard finish is Lite Antique Bronze. Available in Satin Nickel, Polished Nickel, Oil-rubbed bronze and Lite Antique Bronze.

MODEL #	DIMENSIONS	NET WT.
1 4 0 1	10.75 W x 5 H x 4.75 D	3 lbs

**BACK PLATE / J-BOX**  
Top to J-Box center: 2.5"

### ELECTRICAL

1 x G6.35 bi-pin 75w max







## MEUDON SCONCE

### DESCRIPTION

The Meudon Sconce is machined by hand from solid brass. Its linear body allows for either two T10 bulbs top to bottom, or one long T8 bulb. The half-round brass shield provides an even diffused light.

### FINISHES

Shown in Black Bronze. Standard finish is Black Bronze  
Also available in Satin Nickel, Lite Antique Bronze, and Oil-rubbed Bronze.

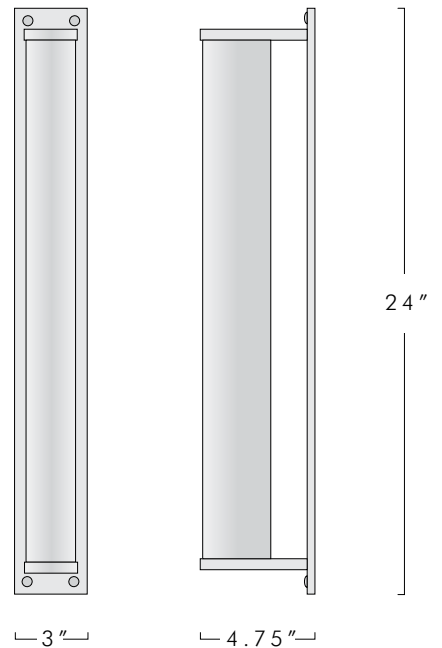
MODEL #	DIMENSIONS	NET WT.
1 4 0 0	3 W x 24 H x 4.75 D	14 lbs

### BACK PLATE / J-BOX

Top to J-Box center: 12"

### ELECTRICAL

2 x E26 - (2"x 3" junction box required)







All Lighting Design and Design Elements are ©2014 by Jonathan Browning Studios, Inc.

## SPEER SCONCE

### DESCRIPTION

The Speer Sconce has a wood core which can be upholstered in any fabric or leather. Its metal fittings are all machined from solid brass. The shade is reeded borosilicate glass.

### FINISHES

Shown in Oil-Rubbed Bronze (standard). Also available in Satin Nickel, Polished Nickel, and Lite Antique Bronze.

### SHADE

Reeded Borosilicate glass. Also available in frosted glass.

### MODEL #

1 2 0 9

### DIMENSIONS

4.5 W x 12 D x 74 H

### NET WT.

8 lbs

### BACK PLATE / J-BOX

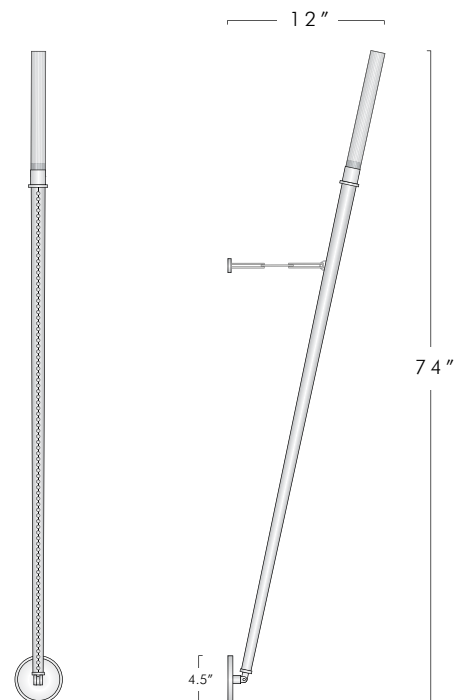
Back Plate: 4.5" Diameter

### ELECTRICAL

1 x E26 75w - Made with UL Listed Parts.

### NOTE

The depth and height can change slightly depending on the angle of the spear.









All Lighting Design and Design Elements are ©2014 by Jonathan Browning Studios, Inc.

## COGNACQ - JAY PENDANT

### DESCRIPTION

The Cognacq-Jay pendant is investment cast in bronze, and its highly textured surface is polished by hand. This warm color LED fixture hangs from a single cord, which attaches to a round hand machined ceiling plate.

### FINISHES

Shown in Polished Bronze. Standard finish is Polished Bronze. Available in Oil-rubbed Bronze and Polished Nickel.

### SHADE

Solid Cast Bronze.

### MODEL #

1 4 5 0

### DIMENSIONS

4 Diam x 8.5 H x 50 OAL

### NET WT.

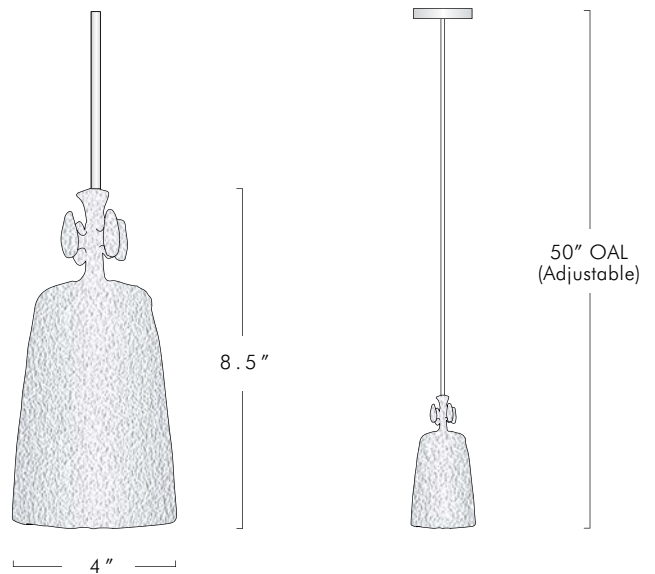
6 lbs

### CEILING PLATE

4.5" Diameter

### ELECTRICAL

1 x E12 LED or 40w max incandescent.







All Lighting Design and Design Elements are ©2003 by Jonathan Browning Studios, Inc.

## AMERICAN SCONCE

### DESCRIPTION

The American Sconce is made of solid bronze. Its parts have been individually cast from master carvings using the investment cast process. The back plate and stem have been machined by hand. All parts are hand polished and plated. The finial is hand blown glass.

### FINISHES

Shown in Doré. Standard finish Polished Nickel. Also available in Satin Nickel, Oil-Rubbed Bronze, and Lite Antique Bronze.

### SHADE

Metal.

### MODEL #

03 05

### DIMENSIONS

10 W x 15 H x 6 D

### NET WT.

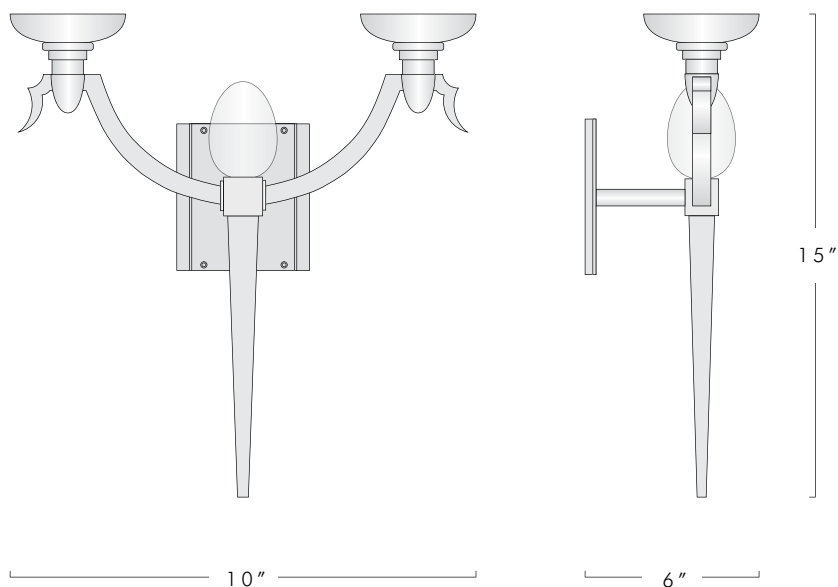
8 lbs

### BACK PLATE / J-BOX

Back Plate: 4.5 W x 5.5 H / Top to J-Box center: 5.5"

### ELECTRICAL

2 x GY6 75w - UL Listed.





J | B

JONATHAN  
BROWNING



All Lighting Design and Design Elements are ©2006 by Jonathan Browning Studios, Inc.

## CALAIS SCONCE

### DESCRIPTION

The Calais Sconce is made of solid bronze. Its parts have been individually cast from master carvings using the investment cast process. The back plate and stem have been machined by hand. All parts are hand polished and plated. The metal shade is turned on a lathe.

### FINISHES

Shown in Polished Nickel. Standard finish Polished Nickel. Also available in Satin Nickel, Oil-Rubbed Bronze, Doré, and Lite Antique Bronze.

### SHADE

Metal. Also available in Clear Glass, Frosted Glass, and Silk.

### MODEL #

0 6 0 8

### DIMENSIONS

4.5 W x 26 H x 7 D

### NET WT.

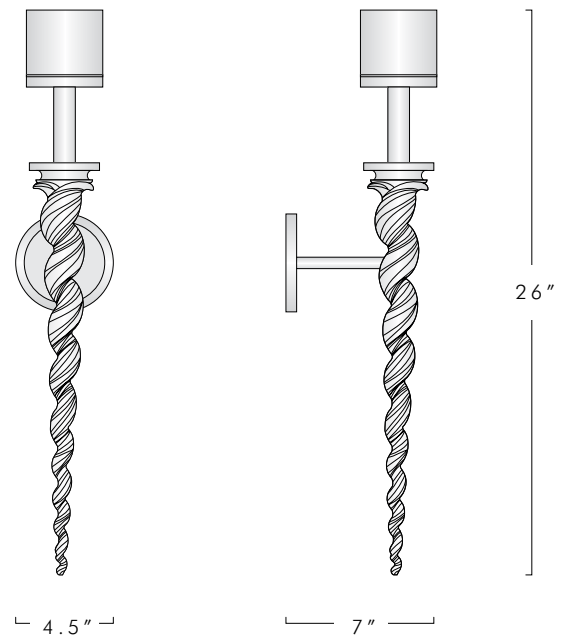
9 lbs

### BACK PLATE / J-BOX

Back Plate: 4.5" Diam. / Top to J-Box center: 12"

### ELECTRICAL

1 x E12 60w - UL Listed.







## VICTOIRE SCONCE

### DESCRIPTION

The Victoire Sconce is made of solid bronze. Its parts have been individually cast from master carvings using the investment cast process. The back plate and stem have been machined by hand. All parts are hand polished and plated. Magnifying glass lens.

### FINISHES

Shown in Oil-Rubbed Bronze. Standard finish Oil-rubbed Bronze. Also available in Satin Nickel, Polished Nickel, Doré, and Lite Antique Bronze.

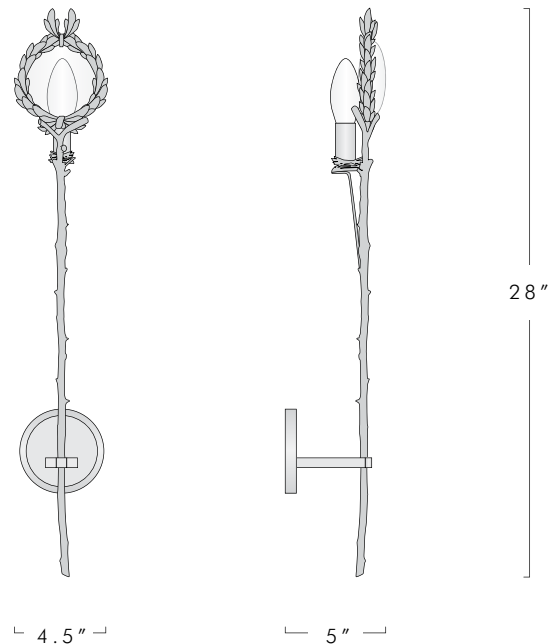
MODEL #	DIMENSIONS	NET WT.
0 8 0 1	4.5 W x 28 H x 5 D	4 lbs

### BACK PLATE / J-BOX

Back Plate: 4.5" Diam. / Top to J-Box center: 22.5"

### ELECTRICAL

1 x E12 60w - Made with UL Listed Parts.









All Lighting Design and Design Elements are ©2005 by Jonathan Browning Studios, Inc.

## VENTOUX SCONCE

### DESCRIPTION

The Ventoux Sconce has been machined completely by hand. All parts are hand polished and plated. The metal shade is individually turned on a lathe. The shades are borosilicate glass, individually bead blasted or fire polished.

### FINISHES

Shown in Polished Nickel. Standard finish Polished Nickel. Also available in Satin Nickel, Oil-Rubbed Bronze, Doré, and Lite Antique Bronze.

### SHADE

Metal, Clear Glass, and Frosted Glass all included in the Polished Nickel Finish.

### MODEL #

0511

### DIMENSIONS

4.5 W x 18.5 H x 6.5 D

### NET WT.

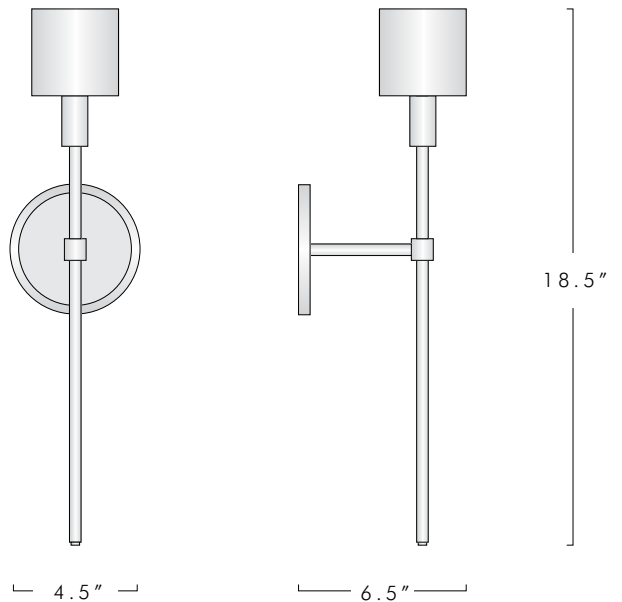
5 lbs

### BACK PLATE / J-BOX

Back Plate: 4.5" Diam. / Top to J-Box center: 8.5"

### ELECTRICAL

1 x E12 60w - UL Listed.







All Lighting Design and Design Elements are ©2012 by Jonathan Browning Studios, Inc.

## VENTOUX SWING ARM SCONCE

### DESCRIPTION

The Ventoux Swing Arm Sconce is machined from solid bronze. All parts are polished and fitted by hand. Each fixture is individually plated or treated with a patina.

### FINISHES

Shown in Oil-Rubbed Bronze. Standard finish Polished Nickel. Also available in Satin Nickel, Doré and Lite Antique Bronze.

### SHADE

Metal. Clear or frosted glass also available.

### MODEL #

1 2 0 1

### DIMENSIONS

4.5 W x 20 H x 12.75 D

### NET WT.

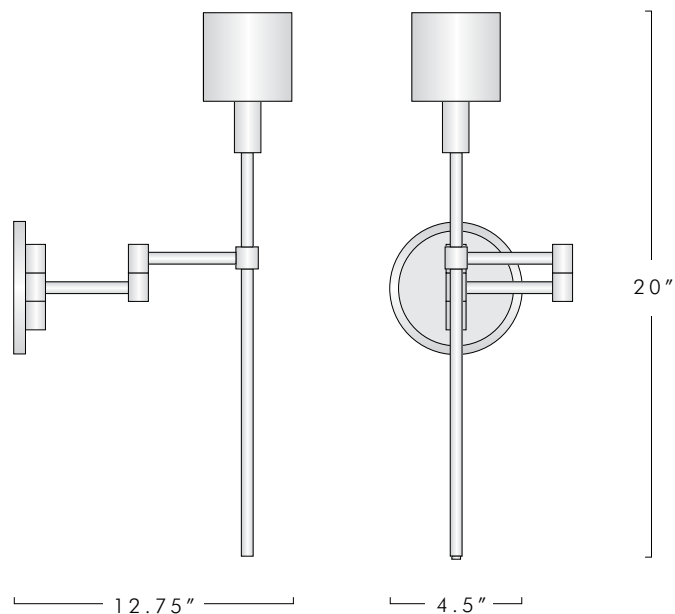
7 lbs

### BACK PLATE / J-BOX

Back Plate: 4.5" Diam. / Top to J-Box center: 9.75"

### ELECTRICAL

1 x E12 60w - made with UL parts







All Lighting Design and Design Elements are ©2005 by Jonathan Browning Studios, Inc.

## VENTOUX DOUBLE ARM SCONCE

### DESCRIPTION

The Ventoux Double Arm Sconce has been machined completely by hand. All parts are hand polished and plated. The metal shades are individually turned on a lathe.

### FINISHES

Shown in Polished Nickel. Standard finish Polished Nickel. Also available in Satin Nickel, Oil-Rubbed Bronze, Doré, and Lite Antique Bronze.

### SHADE

Metal. Also available in Clear Glass, Frosted Glass, and Silk.

### MODEL #

0 5 1 4

### DIMENSIONS

12 W x 18.5 H x 6.5 D

### NET WT.

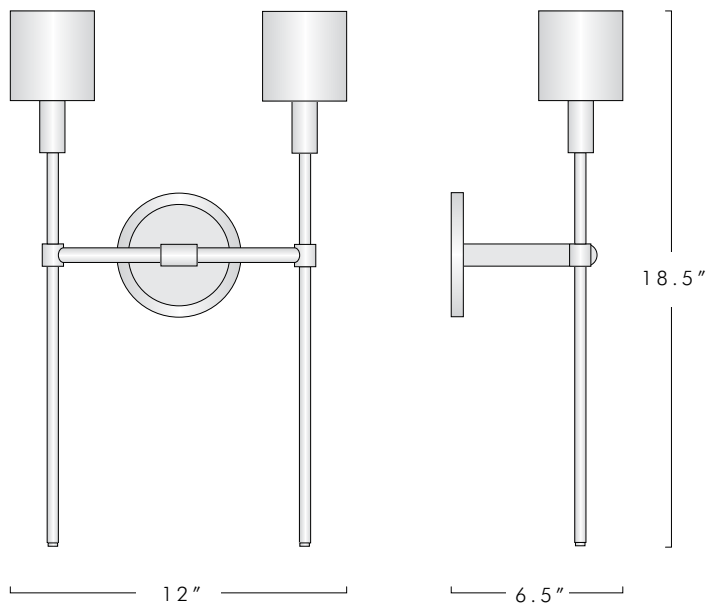
8 lbs

### BACK PLATE / J-BOX

Back Plate: 4.5" Diam. / Top to J-Box center: 8.5"

### ELECTRICAL

2 x E12 60w - Made with UL Listed Parts.







All Lighting Design and Design Elements are ©2003 by Jonathan Browning Studios, Inc.

## CHAPELLE SCONCE

### DESCRIPTION

The Chapelle Sconce is made of solid bronze. Its parts have been individually cast from master carvings using the investment cast process. The back plate and stem have been machined by hand. All parts are hand polished and plated. Hand blown glass magnifying lens.

### FINISHES

Shown in Polished Nickel. Standard finish Polished Nickel. Also available in Satin Nickel, Oil-Rubbed Bronze, Doré, and Lite Antique Bronze.

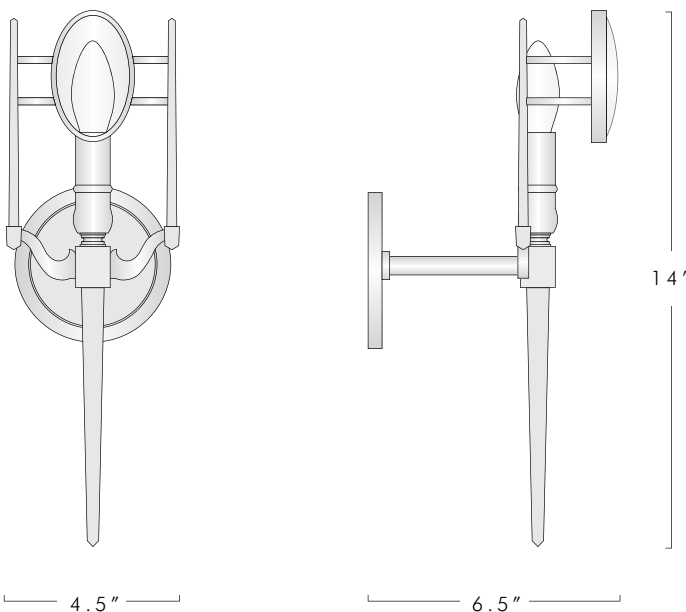
MODEL #	DIMENSIONS	NET WT.
0310	4.5 W x 14 H x 6.5 D	6 lbs

### BACK PLATE / J-BOX

Back Plate: 4.5" Diam. / Top to J-Box center: 6.5"

### ELECTRICAL

1 x E12 60w - UL Listed.









All Lighting Design and Design Elements are ©2003 by Jonathan Browning Studios, Inc.

## G A R O N N E S C O N C E

### DESCRIPTION

The Garonne Sconce is made of solid bronze. Its parts have been individually cast from master carvings using the investment cast process. The back plate and stem have been machined by hand. All parts are hand polished and plated. The metal shade is turned on a lathe.

### FINISHES

Shown in Polished Nickel. Standard finish Polished Nickel. Also available in Satin Nickel, Oil-Rubbed Bronze, Doré, and Lite Antique Bronze.

### SHADE

Metal. Also available in Clear Glass, Frosted Glass, and Silk.

### MODEL #

0309

### DIMENSIONS

4.5 W x 14.75 H x 4.25 D

### NET WT.

5 lbs

### BACK PLATE / J-BOX


Back Plate: 4.5 W x 5.25 H / Top to J-Box center: 12.5"

### ELECTRICAL

1 x E12 60w - UL Listed.



4.5"



4.25"

14.75"





All Lighting Design and Design Elements are ©2004 by Jonathan Browning Studios, Inc.

## L'ORIENT SCONCE

### DESCRIPTION

The L'Orient Sconce is made of solid bronze. Its parts have been individually cast from master carvings using the investment cast process. The back plate and stem have been machined by hand. All parts are hand polished and plated. The heavy glass globe is hand blown, and fades from amber to clear.

### FINISHES

Shown in Doré. Standard finish Oil-Rubbed Bronze. Also available in Satin Nickel, Polished Nickel, and Lite Antique Bronze.

### SHADE

Hand blown Amber Glass. Also available in Clear or Colored Glass.

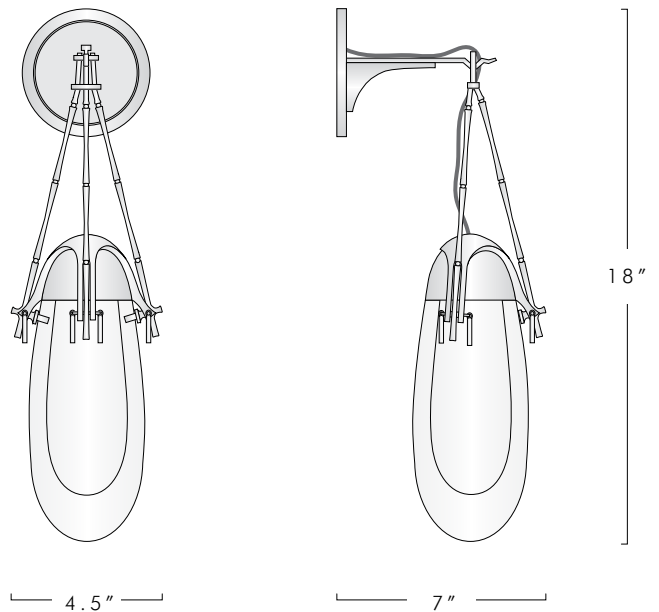
MODEL #	DIMENSIONS	NET WT.
0 4 0 8	4.5 W x 18 H x 7 D	7 lbs


### BACK PLATE / J-BOX

Back Plate: 4.5" Diam. / Top to J-Box center: 2.25"

### ELECTRICAL

1 x E12 60w - UL Listed.





J | B

JONATHAN  
BROWNING



## SHIELD SCONCE

### DESCRIPTION

The Shield Sconce is made of solid bronze. Its body has been cast from a master carving using the investment cast process. The back plate and stem have been machined by hand. All parts are hand polished and plated. The diffuser is borosilicate glass that is bead blasted.

### FINISHES

Shown in Lite Antique Bronze. Standard finish Lite Antique Bronze. Also available in Satin Nickel, Oil-Rubbed Bronze, Doré, and Polished Nickel.

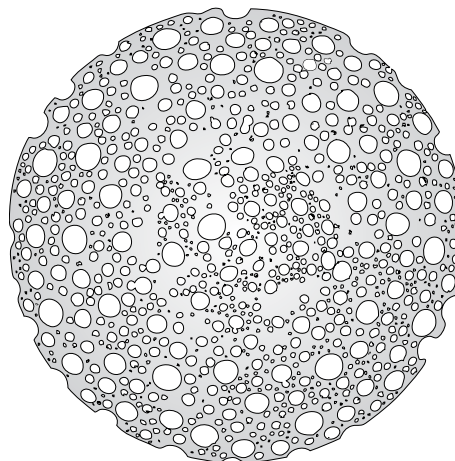
MODEL #	DIMENSIONS	NET WT.
1 0 0 1	12.75 Diam. x 3.5 D	6 lbs

### BACK PLATE / J-BOX

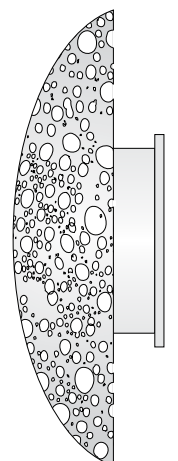
Back Plate: 4.5" Diam. / Top to J-Box center: 6.5"

### ELECTRICAL

2 x GY6 20w - Made with UL Listed Parts.



12.75" Diam.



3.5"





All Lighting Design and Design Elements are ©2008 by Jonathan Browning Studios, Inc.

## SHERIDAN SCONCE

### DESCRIPTION

The Sheridan Sconce has been machined completely by hand. All parts are hand polished and plated. The shade is made of watercolor paper. This sconce is available as an ADA version (4" depth).

### FINISHES

Shown in Polished Nickel. Standard finish Polished Nickel. Also available in Satin Nickel, Oil-Rubbed Bronze, Doré, and Lite Antique Bronze.

### SHADE

Watercolor Paper.

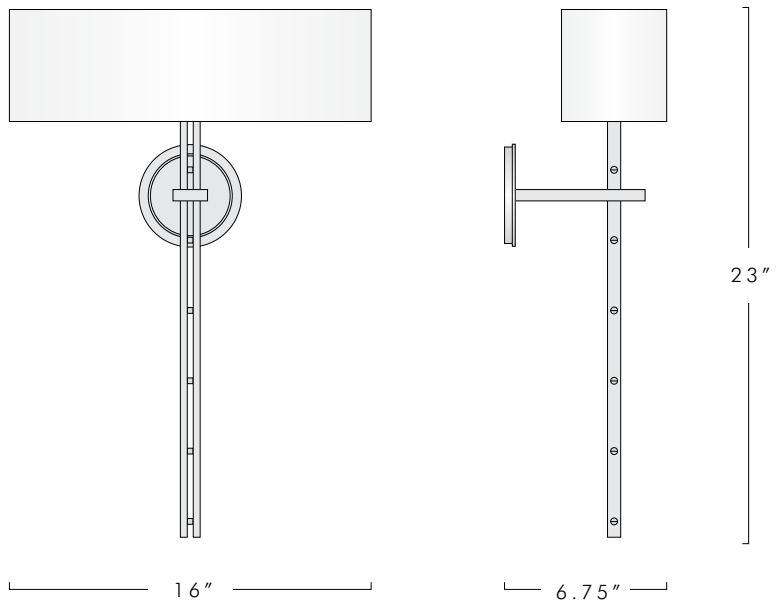
MODEL #	DIMENSIONS	NET WT.
0 8 0 5	16 W x 23 H x 6.75 D	8 lbs

### BACK PLATE / J-BOX

Back Plate: 5" Diam. / Top to J-Box center: 8.25"

### ELECTRICAL

1 x E12 60w - Made with UL Listed Parts.









## TRIANON DOUBLE ARM SCONCE

### DESCRIPTION

The Trianon Double Arm Sconce is made of solid bronze. Its parts have been individually cast from master carvings using the investment cast process. The back plate and stem have been machined by hand. All parts are hand polished and plated. The metal shades are turned on a lathe.

### FINISHES

Shown in Polished Nickel. Standard finish Polished Nickel. Also available in Satin Nickel, Oil-Rubbed Bronze, Doré, and Lite Antique Bronze.

### SHADE

Metal. Also available in Clear Glass, Frosted Glass, and Silk.

### MODEL #

0306

### DIMENSIONS

9 W x 15 H x 6 D

### NET WT.

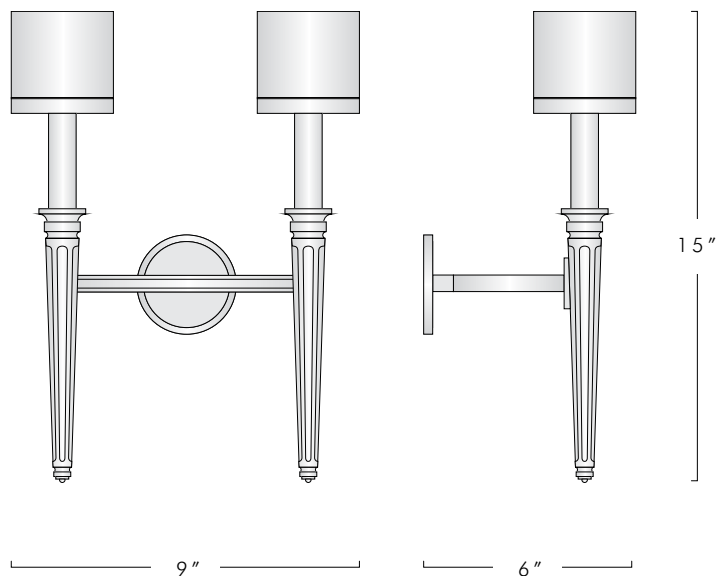
7 lbs

### BACK PLATE / J-BOX

Back Plate: 4.5" Diam. / Top to J-Box center: 9"

### ELECTRICAL

2 x E12 60w - UL Listed.







All Lighting Design and Design Elements are ©2003 by Jonathan Browning Studios, Inc.

## TRIANON SINGLE ARM SCONCE

### DESCRIPTION

The Trianon Single Arm Sconce is made of solid bronze. Its parts have been individually cast from master carvings using the investment cast process. The back plate and stem have been machined by hand. All parts are hand polished and plated. The metal shade is turned on a lathe.

### FINISHES

Shown in Polished Nickel. Standard finish Polished Nickel. Also available in Satin Nickel, Oil-Rubbed Bronze, Doré, and Lite Antique Bronze.

### SHADE

Metal. Also available in Clear Glass, Frosted Glass, and Silk.

### MODEL #

0312

### DIMENSIONS

4.5 W x 15 H x 6 D

### NET WT.

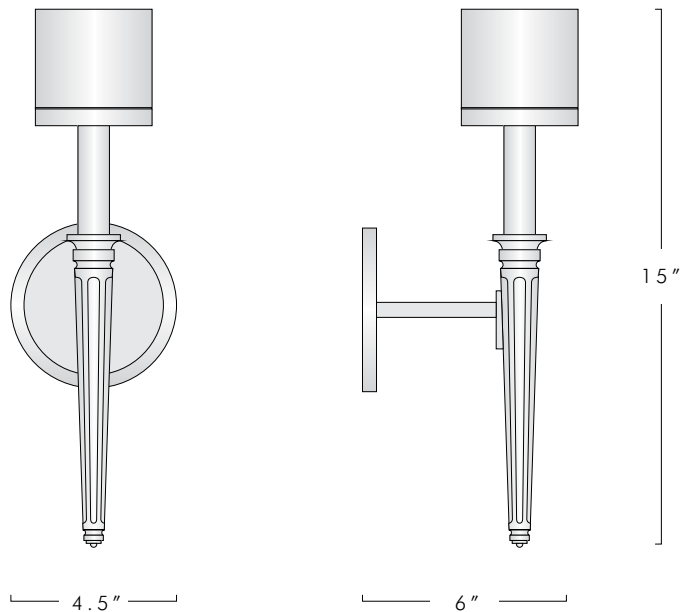
4 lbs

### BACK PLATE / J-BOX

Back Plate: 4.5" Diam. / Top to J-Box center: 9"

### ELECTRICAL

1 x E12 60w - UL Listed.







All Lighting Design and Design Elements are ©2010 by Jonathan Browning Studios, Inc.

## DAUPHINE SCONCE

### DESCRIPTION

The Dauphine Sconce has been machined completely by hand. All parts are hand polished and plated. The metal shade is individually turned on a lathe.

### FINISHES

Shown in Lite Antique Bronze. Standard finish Lite Antique Bronze. Also available in Satin Nickel, Oil-Rubbed Bronze, Doré, and Polished Nickel.

### SHADE

Metal. Also available in Clear Glass, Frosted Glass, and Silk.

### MODEL #

1 0 0 4

### DIMENSIONS

4.5 W x 26.5 H x 5 D

### NET WT.

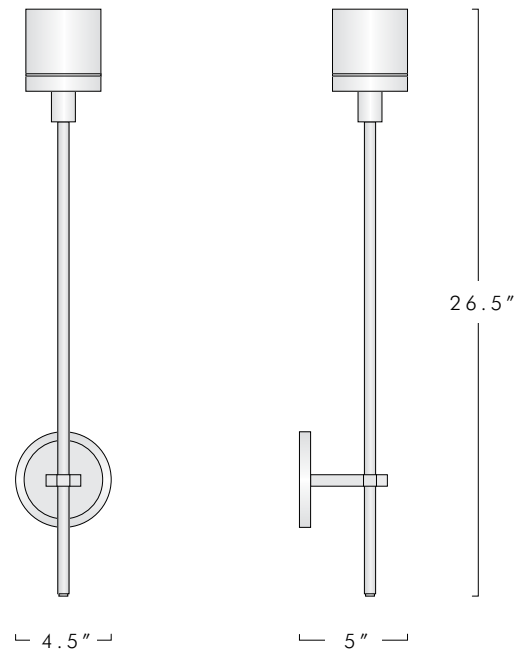
5 lbs

### BACK PLATE / J-BOX

Back Plate: 4.5" Diam. / Top to J-Box center: 21"

### ELECTRICAL

1 x E12 60w - Made with UL Listed Parts.







All Lighting Design and Design Elements are ©2003 by Jonathan Browning Studios, Inc.

## VIENNE SCONCE

### DESCRIPTION

The Vienne Sconce is made of solid bronze. Its parts have been individually cast from master carvings using the investment cast process. The back plate and stem have been machined by hand. All parts are hand polished and plated. The metal shades are turned on a lathe.

### FINISHES

Shown in Polished Nickel. Standard finish Polished Nickel. Also available in Satin Nickel, Oil-Rubbed Bronze, Doré, and Lite Antique Bronze.

### SHADE

Metal. Also available in Clear Glass, Frosted Glass, and Silk.

### MODEL #

0311

### DIMENSIONS

11 W x 14 H x 6 D

### NET WT.

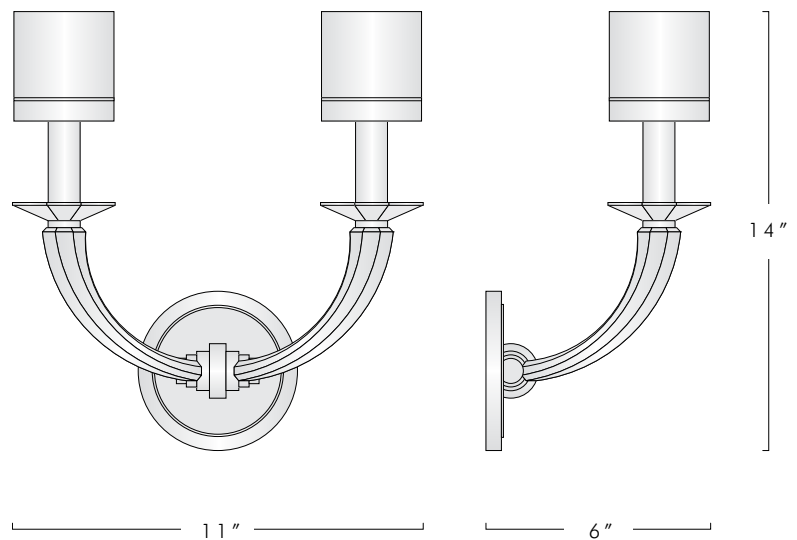
6 lbs

### BACK PLATE / J-BOX

Back Plate: 4.5" Diam. / Top to J-Box center: 12"


### ELECTRICAL

2 x E12 60w - UL Listed.









All Lighting Design and Design Elements are ©2011 by Jonathan Browning Studios, Inc.

## AMBOISE SCONCE

### DESCRIPTION

The Amboise Sconce is machined completely by hand. All parts are hand polished and plated. Its shade is reeded borosilicate glass, fire polished by hand.

### FINISHES

Shown in Oil-Rubbed Bronze. Standard finish Oil-Rubbed Bronze. Also available in Satin Nickel, Polished Nickel, Doré, and Lite Antique Bronze.

### SHADE

Reeded Borosilicate Glass. Also available in Frosted Glass.

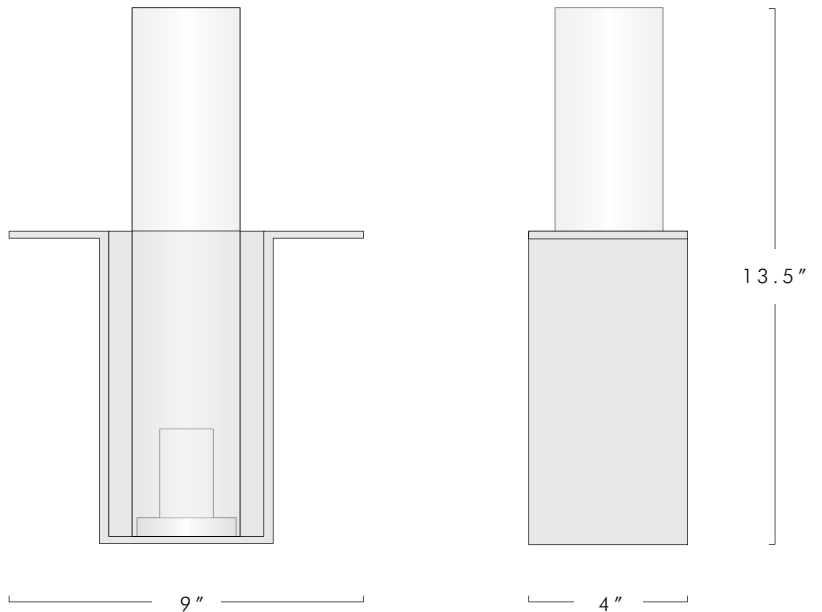
MODEL #	DIMENSIONS	NET WT.
1101	9 W x 13.5 H x 4 D	5 lbs

### BACK PLATE / J-BOX

Back Plate: 4.75 W x 8 H / Top to J-Box center: 12.5"

### ELECTRICAL

1 x E26 75w - Made with UL Listed Parts.







All Lighting Design and Design Elements are ©2008 by Jonathan Browning Studios, Inc.

**MARAI SCONCE**

**DESCRIPTION**

The Marais Sconce has been machined completely by hand. The back plate has been machined by hand. All parts are hand polished and plated. The diffuser is borosilicate glass that is bead blasted.

**FINISHES**

Shown in Polished Nickel. Standard finish Polished Nickel. Also available in Satin Nickel, Oil-Rubbed Bronze, Doré, and Lite Antique Bronze.

**SHADE**

Reeded Borosilicate Glass. Also available in Frosted Glass.

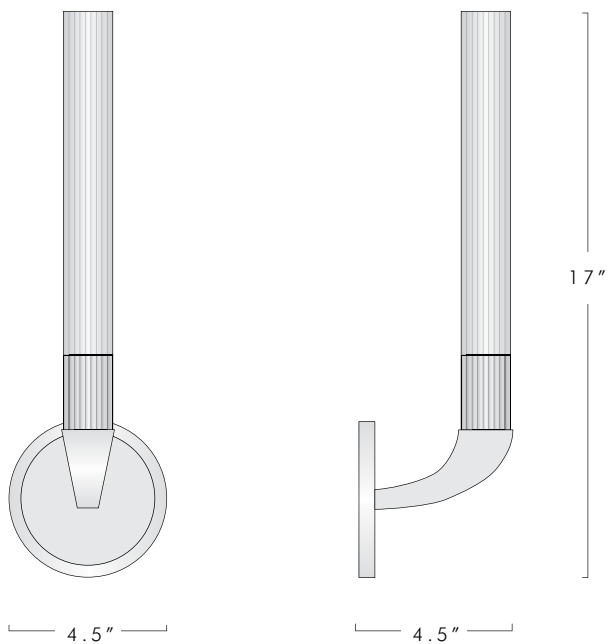
MODEL #	DIMENSIONS	NET WT.
0 8 0 2	4.5 W x 17 H x 4.5 D	3 lbs

**BACK PLATE / J-BOX**

Back Plate: 4.5" Diam. / Top to J-Box center: 13.5"

**ELECTRICAL**

1 x E26 75w - UL Listed.







## CINQ SCONCE

### DESCRIPTION

The Cinq Sconce has been machined completely by hand. All parts are hand polished and plated. The diffusers are borosilicate glass, individually bead blasted.

### FINISHES

Shown in Polished Nickel. Standard finish Polished Nickel. Also available in Satin Nickel, Oil-Rubbed Bronze, Doré, and Lite Antique Bronze.

### SHADE

Frosted Glass.

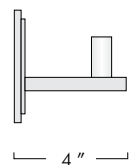

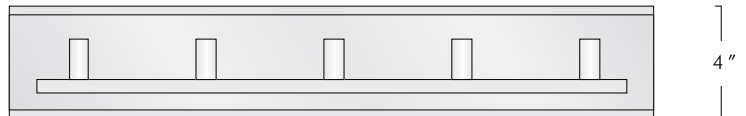
MODEL #	DIMENSIONS	NET WT.
0 4 0 1	24 W x 4 H x 4 D	15 lbs

### BACK PLATE / J-BOX

Back Plate: 24 W x 4 H / Top to J-Box center: 2.5"

### ELECTRICAL

5 x GY6 20w - UL Listed.







All Lighting Design and Design Elements are ©2004 by Jonathan Browning Studios, Inc.

## METRO SCONCE

### DESCRIPTION

The Metro Sconce has been machined completely by hand. All parts are hand polished and plated. The shades are borosilicate glass that is bead blasted.

### FINISHES

Shown in Polished Nickel. Standard finish Polished Nickel. Also available in Satin Nickel, Oil-Rubbed Bronze, Doré, and Lite Antique Bronze.

### SHADE

Frosted Glass.

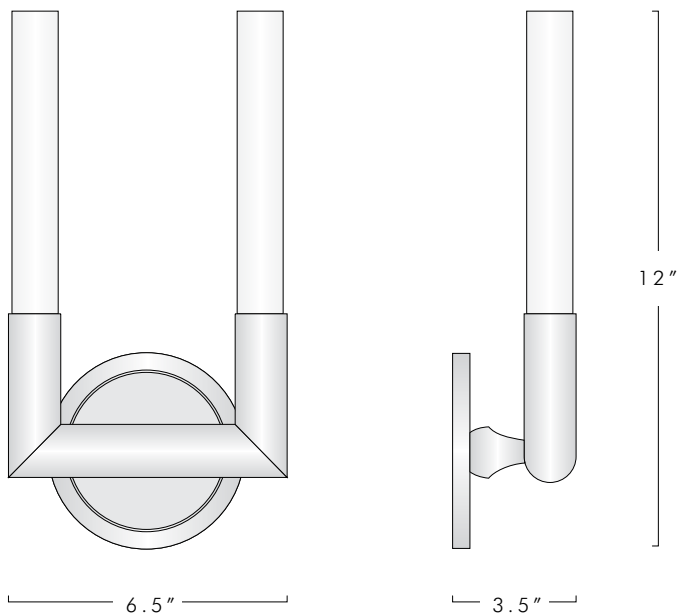
MODEL #	DIMENSIONS	NET WT.
0 4 0 9	6.5 W x 12 H x 3.5 D	3 lbs

### BACK PLATE / J-BOX

Back Plate: 4.5" Diam. / Top to J-Box center: 9.5"

### ELECTRICAL

2 x E12 60w - UL Listed.









All Lighting Design and Design Elements are ©2007 by Jonathan Browning Studios, Inc.

## VINCENNES SCONCE

### DESCRIPTION

The Vincennes Sconce has been machined completely by hand. All parts are hand polished and plated. The metal shade is individually turned on a lathe.

### FINISHES

Shown in Polished Nickel. Standard finish Polished Nickel. Also available in Satin Nickel, Oil-Rubbed Bronze, Doré, and Lite Antique Bronze.

### SHADE

Metal. Also available in Clear Glass, Frosted Glass, and Silk.

### MODEL #

0704

### DIMENSIONS

4.5 W x 19 H x 6 D

### NET WT.

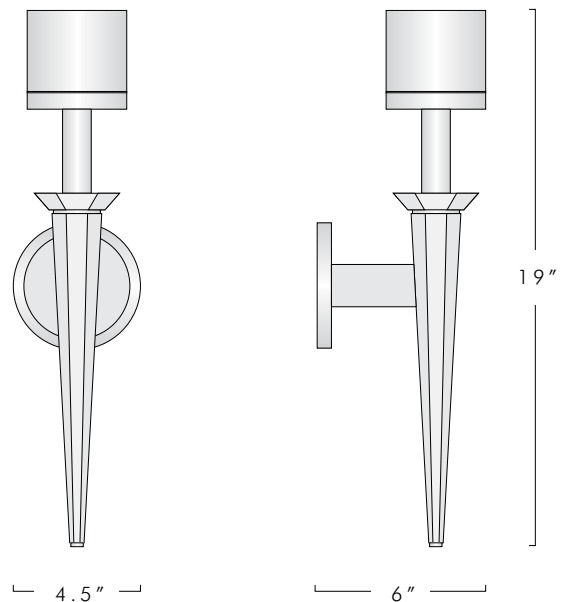
7 lbs

### BACK PLATE / J-BOX

Back Plate: 4.5" Diam. / Top to J-Box center: 9.5"

### ELECTRICAL

1 x E12 60w - UL Listed.







All Lighting Design and Design Elements are ©2003 by Jonathan Browning Studios, Inc.

## LEDOUX SCONCE

### DESCRIPTION

The Ledoux Sconce has been machined completely by hand. All parts are hand polished and plated. The metal shade is individually turned on a lathe.

### FINISHES

Shown in Polished Nickel. Standard finish Polished Nickel. Also available in Satin Nickel, Oil-Rubbed Bronze, Doré, and Lite Antique Bronze.

### SHADE

Metal. Also available in Clear Glass, Frosted Glass, and Silk.

### MODEL #

0301

### DIMENSIONS

4.5 W x 17 H x 5.5 D

### NET WT.

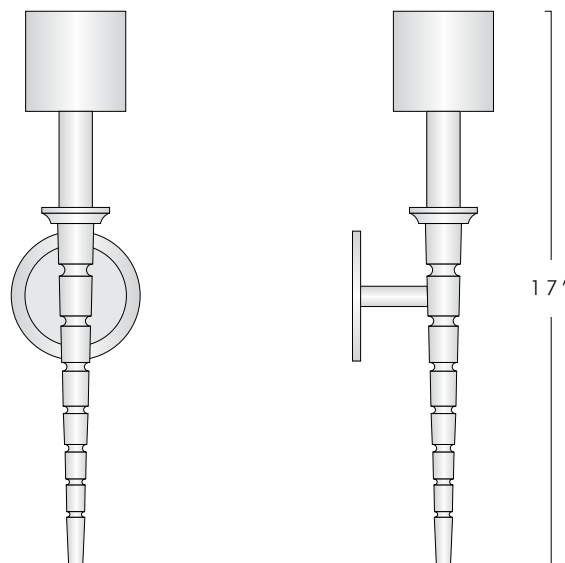
5 lbs

### BACK PLATE / J-BOX

Back Plate: 4.5" Diam. / Top to J-Box center: 8.5"

### ELECTRICAL

1 x E12 60w - UL Listed.







All Lighting Design and Design Elements are ©2010 by Jonathan Browning Studios, Inc.

## LA CITÉ SCONCE

### DESCRIPTION

The La Cité Sconce has been machined completely by hand. All parts are hand polished and plated. The diffuser is borosilicate glass that is fire polished.

### FINISHES

Shown in Lite Antique Bronze. Standard finish Lite Antique Bronze. Also available in Satin Nickel, Polished Nickel, Oil-Rubbed Bronze, and Doré.

### SHADE

Laboratory Glass.

### MODEL #

1 0 0 2

### DIMENSIONS

4.5 W x 16 H x 4.5 D

### NET WT.

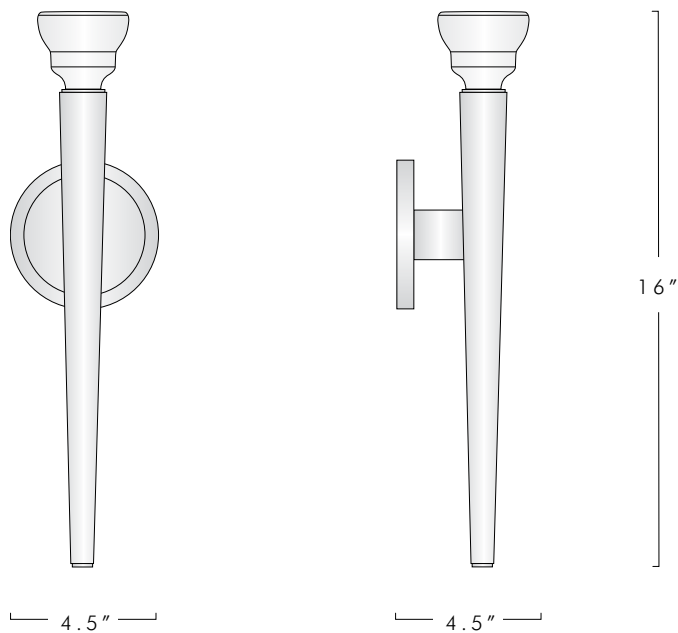
5 lbs

### BACK PLATE / J-BOX

Back Plate: 4.5 Diam. / Top to J-Box center: 6.25"

### ELECTRICAL

1 x E12 60w - Made with UL Listed Parts.







## GRAND COQUILLE SCONCE

### DESCRIPTION

The Grand Coquille Sconce made of solid bronze. The body has been cast from a master carving using the investment cast process. The back plate and stem have been machined by hand. All parts are hand polished and plated.

### FINISHES

Shown in Oil-Rubbed Bronze. Standard finish Oil-Rubbed Bronze. Also available in Satin Nickel, Polished Nickel, Doré, and Lite Antique Bronze.

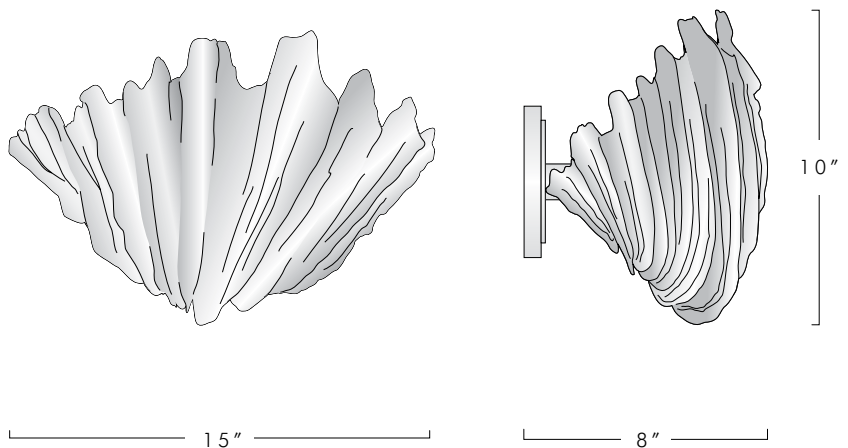
MODEL #	DIMENSIONS	NET WT.
0602	15 W x 10 H x 8 D	20 lbs

### BACK PLATE / J-BOX

Back Plate: 4.5" Diam. / Top to J-Box center: 7"

### ELECTRICAL

2 x E12 60w - Made with UL Listed Parts.









## HET PALEIS SCONCE

### DESCRIPTION

The Het Paleis Sconce is hand turned on a lathe from hardwood. All parts are hand polished and plated.

### FINISHES

Shown in Walnut with Oil-Rubbed Bronze. Standard metal finish is Oil-Rubbed Bronze. Also available in Satin Nickel, Polished Nickel, Doré, and Lite Antique Bronze.

### SHADE

Silk.

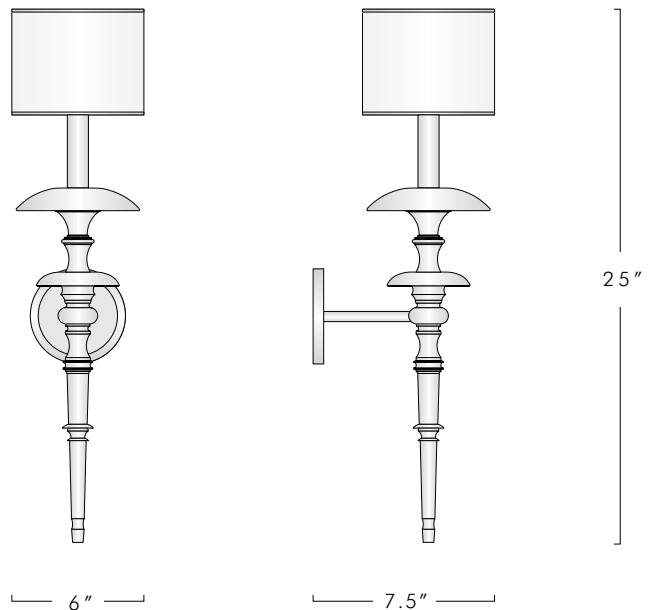
MODEL #	DIMENSIONS	NET WT.
0 5 0 6	6 W x 25 H x 7.5 D	4 lbs

### BACK PLATE / J-BOX


Back Plate: 4.5" Diam. / Top to J-Box center: 14"

### ELECTRICAL

1 x E12 60w - UL Listed.







## KALMAR WERKSTÄETTEN KEULE SCONCE

### DESCRIPTION

From the archives of J.T. Kalmar Werkstaetten of Austria, circa 1940. The Keule Sconce has been machined completely by hand. All parts are hand polished and plated. The lead crystal shade is individually turned on a lathe, then worked on a diamond wheel, to achieve individual hammered finish.

### FINISHES

Available in Black Bronze.

### SHADE

Hammered Lead Crystal. Also available in Solid Lead Crystal and Opalglass Satinmatte. Optional Halo Bronze Cast Ring.

MODEL #	DIMENSIONS	NET WT.
0 8 7 0	4.5 W x 25 H x 7.5 D	9 lbs

### BACK PLATE / J-BOX

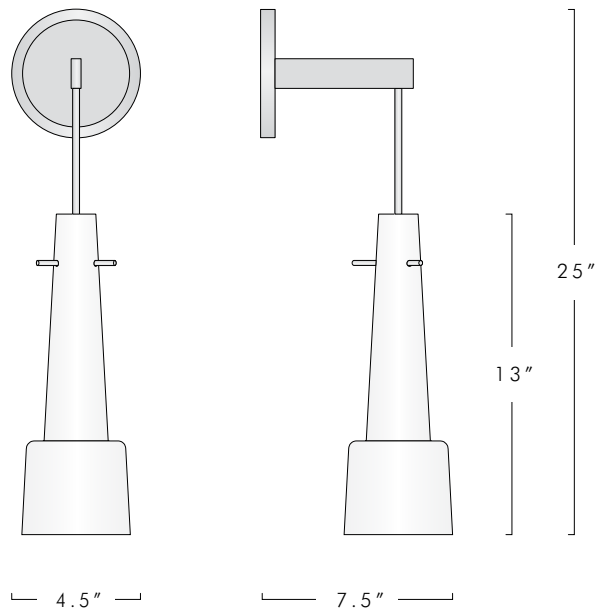
Back Plate: 4.5" Diam. / Top to J-Box center: 2.5"

### ELECTRICAL

1 x G9 20w

### AVAILABILITY

Available in North, South and Central America only.







**KALMAR WERKSTAETTEN  
KREMS SCONCE**

**DESCRIPTION**

From the archives of J.T. Kalmar Werkstaetten of Austria, circa 1940. The Krems Sconce has been machined completely by hand. All parts are hand polished and plated.

**FINISHES**

Available in Polished Nickel.

**SHADE**

Silk.

**MODEL #**

1 0 7 0

**DIMENSIONS**

5.5 W x 9 H x 8.5 D

**NET WT.**

4 lbs

**BACK PLATE / J-BOX**

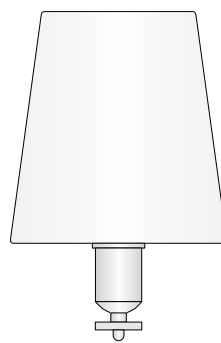
Back Plate: 4.5" Diam. / Top to J-Box center: 3.5"

**ELECTRICAL**

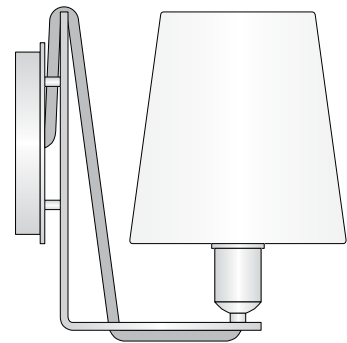
1 x G9 60w

**AVAILABILITY**

Available in North, South and Central America only.



5.5"



8.5"

9"





**KALMAR WERKSTAETTEN  
ZWEIG SCONCE**

**DESCRIPTION**

From the archives of J.T. Kalmar of Austria, circa 1935. The Zweig Sconce has been machined completely by hand. All parts are hand polished and plated.

**FINISHES**

Available in Black Bronze.

**SHADE**

Silk.

**MODEL #**

0 8 7 9

**DIMENSIONS**

17 W x 22 H x 8.5 D

**NET WT.**

3 lbs

**BACK PLATE / J-BOX**

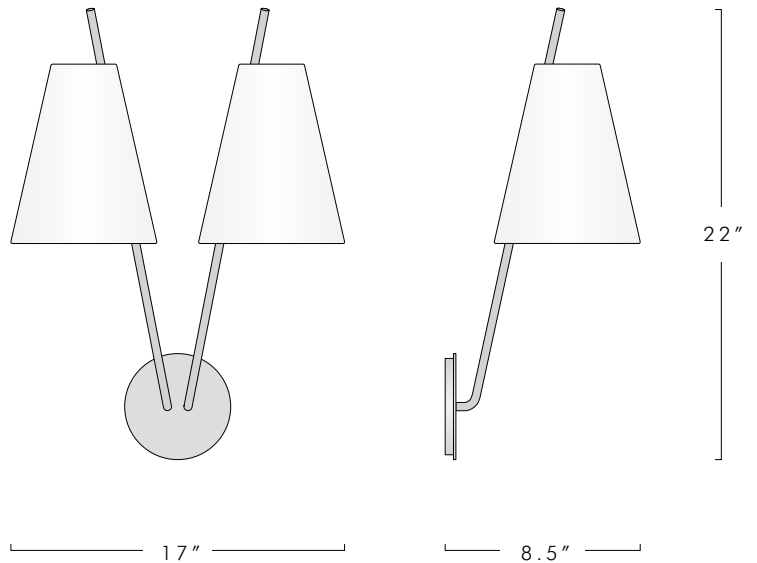
Back Plate: 5" Diam. / Top to J-Box center: 19"

**ELECTRICAL**

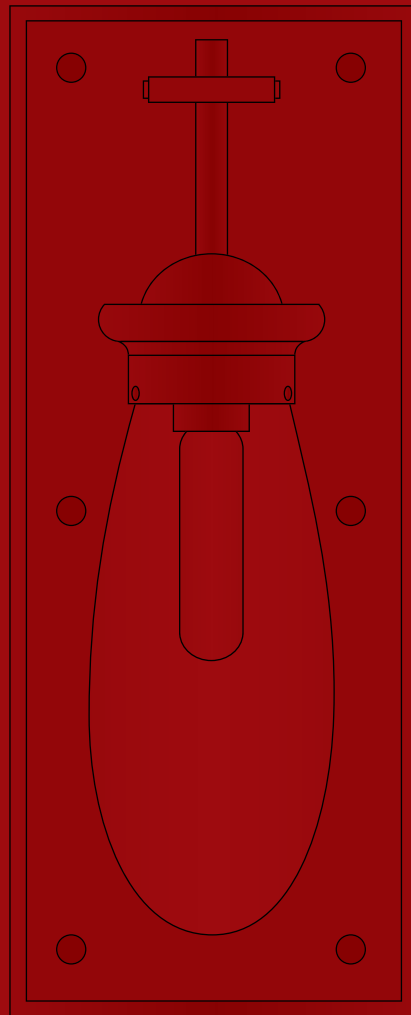
2 x E12 60w - Made with UL listed parts.

**AVAILABILITY**

Available in North, South and Central America only.



OUTDOOR FIXTURES











All Lighting Design and Design Elements are ©2008 by Jonathan Browning Studios, Inc.

## VENTOUX OUTDOOR SCONCE

### DESCRIPTION

The Ventoux Outdoor Sconce has been machined completely by hand. All parts are hand polished and plated. The shade is borosilicate glass that is bead blasted.

### FINISHES

Shown in Oil-Rubbed Bronze. Standard finish Oil-Rubbed Bronze. Also available in Satin Nickel, Polished Nickel, Doré, and Lite Antique Bronze.

### SHADE

Frosted Glass. Also available in Clear Glass and Diffuser.

### MODEL #

0 8 0 3

### DIMENSIONS

4.5 W x 21 H x 7 D

### NET WT.

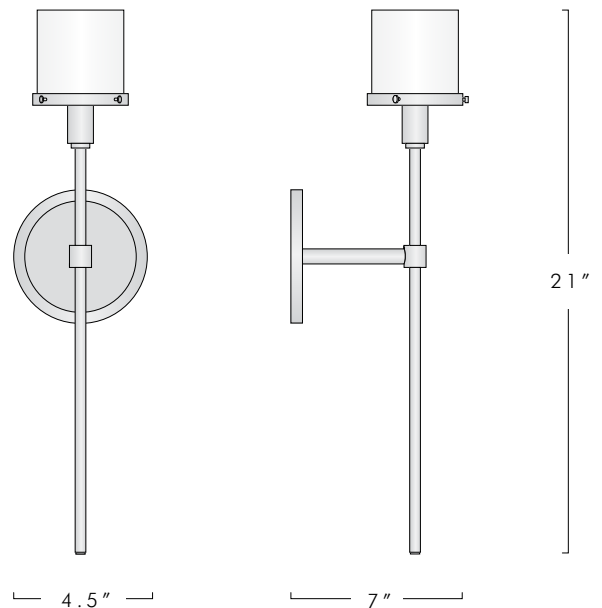
5 lbs

### BACK PLATE / J-BOX

Back Plate: 4.5" Diam. / Top to J-Box center: 10"

### ELECTRICAL

1 x E12 60w - UL Listed.







All Lighting Design and Design Elements are ©2006 by Jonathan Browning Studios, Inc.

## LOIRE OUTDOOR SCONCE

### DESCRIPTION

The Loire Outdoor Sconce has been machined completely by hand. All parts are hand polished and plated. The metal cap is individually turned on a lathe. The shade is hand blown glass.

### FINISHES

Shown in Oil-Rubbed Bronze. Standard finish Oil-Rubbed Bronze. Also available in Satin Nickel, Polished Nickel, Doré, and Lite Antique Bronze.

### SHADE

Glass. Hand blown. Also available in other colors.

### MODEL #

0 6 0 9

### DIMENSIONS

8 W x 20 H x 7 D

### NET WT.

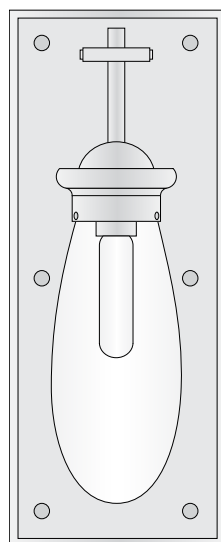
43 lbs

### BACK PLATE / J-BOX

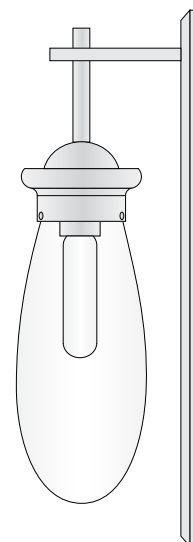
Back Plate: 8 W x 20 H / Top to J-Box center: 2.25"

### ELECTRICAL

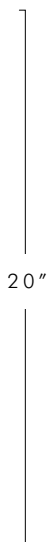
1 x E26 60w - Made with UL Listed Parts.



8"



7"



20"





## ALLÉE OUTDOOR SCONCE

### DESCRIPTION

The Allée Outdoor Sconce is made of solid bronze. The main parts have been individually cast from master carvings using the investment cast process. The back plate and stem have been machined by hand. All parts are hand polished and plated. The diffusers are borosilicate glass, individually bead blasted.

### FINISHES

Shown in Dark Bronze. Standard finish Dark Bronze. Also available in Satin Nickel, Polished Nickel, Doré, and Lite Antique Bronze.

### SHADE

Hand blown Amber Glass. Also available in Clear, or Colored Glass.

### MODEL #

0 6 0 1

### DIMENSIONS

4.5 W x 20 H x 6.5 D

### NET WT.

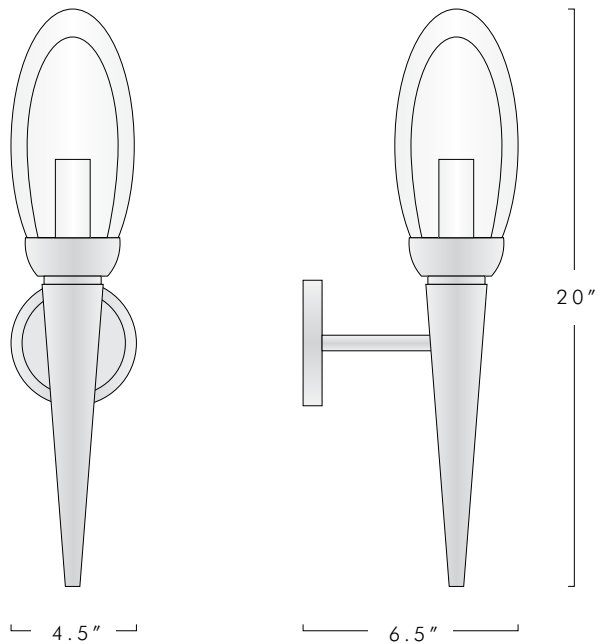
9 lbs

### BACK PLATE / J-BOX

Back Plate: 4.5" Diam. / Top to J-Box center: 11"

### ELECTRICAL

1 x E12 60w - UL Listed.









All Lighting Design and Design Elements are ©2007 by Jonathan Browning Studios, Inc.

## RUE DU BAC OUTDOOR SCONCE

### DESCRIPTION

The Rue du Bac Outdoor Sconce has been machined completely by hand. All parts are hand polished and plated. The shade is borosilicate glass that is bead blasted.

### FINISHES

Shown in Oil-Rubbed Bronze. Standard finish Oil-Rubbed Bronze. Also available in Satin Nickel, Polished Nickel, Doré, and Lite Antique Bronze.

### SHADE

Frosted Glass.

### MODEL #

07 03

### DIMENSIONS

4.5 W x 15 H x 8 D

### NET WT.

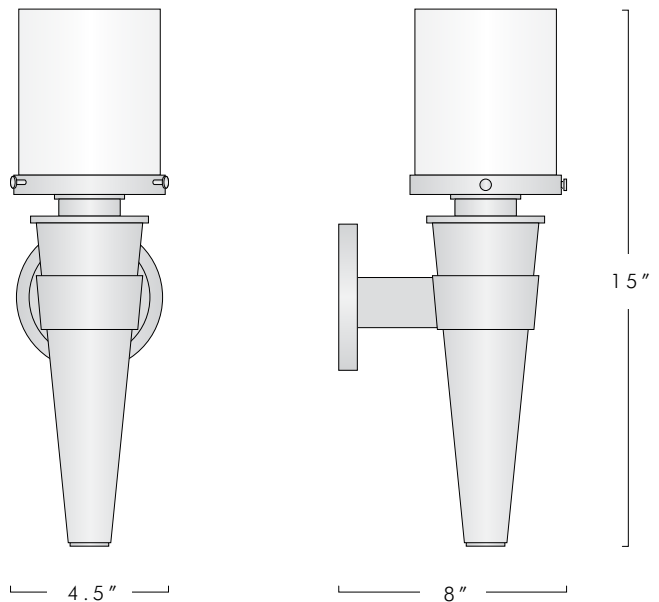
8 lbs

### BACK PLATE / J-BOX

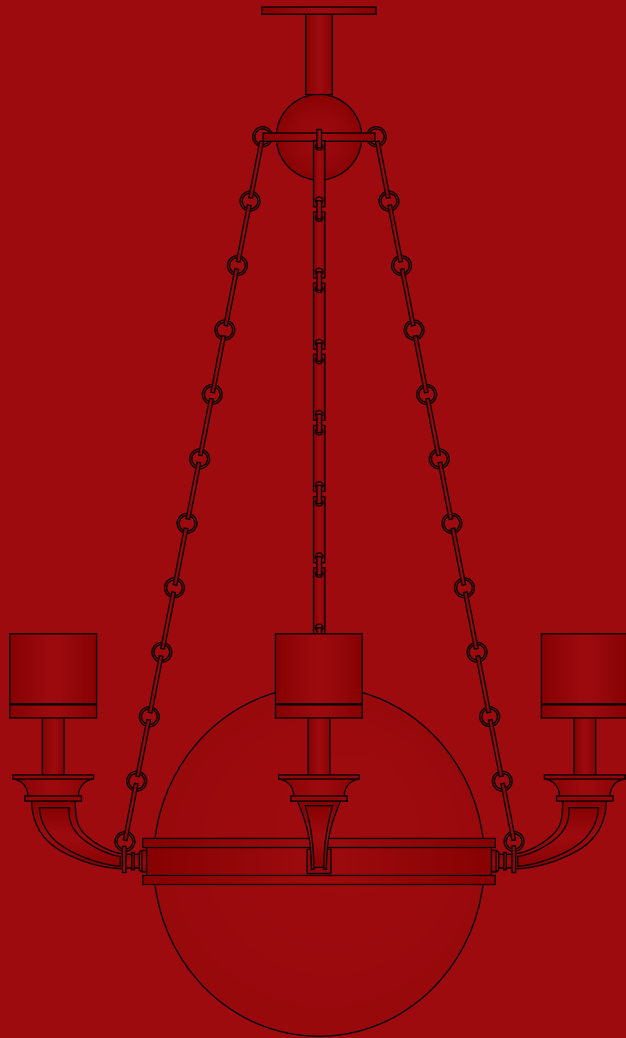
Back Plate: 4.5" Diam. / Top to J-Box center: 7"

### ELECTRICAL

1 x E12 60w - UL Listed.



CEILING FIXTURES









All Lighting Design and Design Elements are ©2013 by Jonathan Browning Studios, Inc.

## LE PENTAGONE CHANDELIER

### DESCRIPTION

Le Pentagone chandelier is made from heavy wall brass tubes. The five square tubes terminate at each end at a round tube which is offset at various angles. Each round tube terminates with a frosted tubular bulb. These 20 lights create a round circle of light offset from the center pentagonal structure. The electrical cord suspends this brass body at any desired drop length. Ceiling plate is milled of solid brass.

### FINISHES

Shown in Lite Antique Bronze. Standard Finish is Lite Antique Bronze. Also available in Oil Rubbed Bronze, Polished Nickel, and Satin Nickel.

MODEL #	DIMENSIONS	NET WT.
1 3 5 3	8' Diam x 16 H x 72 OAL	38 lbs
1 3 5 4	7' Diam x 16 H x 72 OAL	35 lbs
1 3 5 8	6' Diam x 16 H x 72 OAL	32 lbs
1 3 5 7	5' Diam x 14 H x 54 OAL	29 lbs
1 3 5 5	4' Diam* x 14 H x 54 OAL	25 lbs

3' Diam - see Le Petite Pentagone

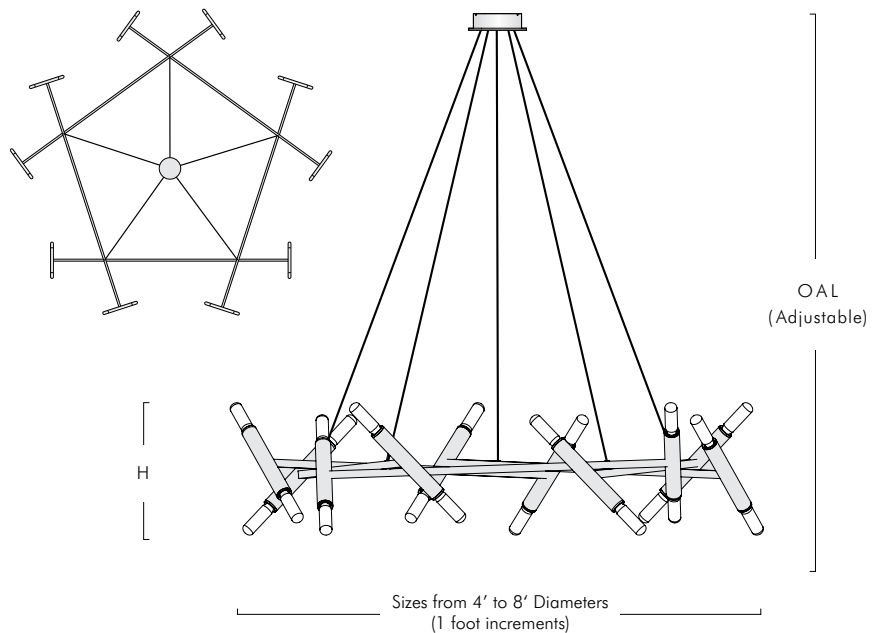
\* Actual diameter on 4' model from "bulb to bulb" is 57"

### CEILING PLATE

Ceiling Plate: 6" Diameter

### ELECTRICAL

20 x E26 25w - (total 500 watts)







## LE PETITE PENTAGONE CHANDELIER

### DESCRIPTION

Le Petite Pentagone chandelier is made from heavy wall brass tubes. The square tubes terminate at each end into a round tube which is offset at various angles. Each round tube terminates with a frosted tubular bulb. These 20 lights create a round circle of light offset from the center pentagonal structure. The electrical cord suspends this brass body at any desired drop length. Ceiling plate is milled of solid brass.

### FINISHES

Shown in Satin Nickel. Standard finish is Lite Antique Bronze. Available in Satin Nickel, Polished Nickel, Oil-rubbed bronze and Lite Antique Bronze.

**MODEL #** 1 3 5 6      **DIMENSIONS** 36 Diam x 10 H x 54 OAL      **NET WT.** 15 lbs

### CEILING PLATE

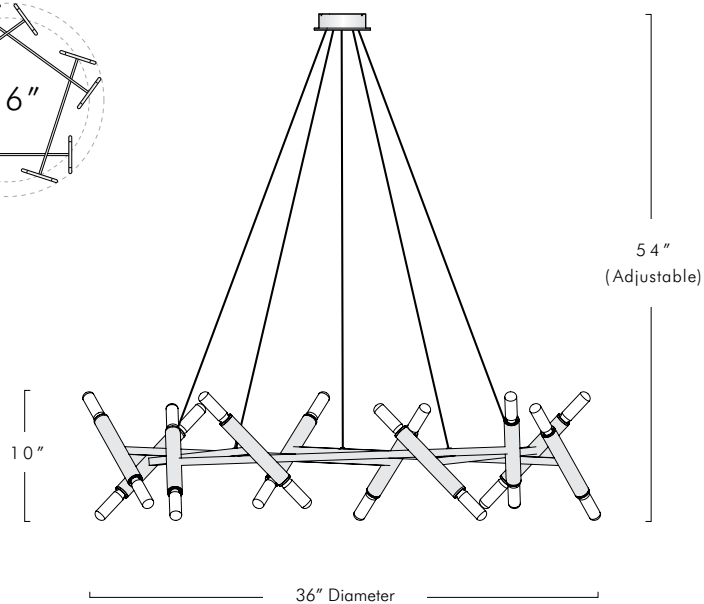
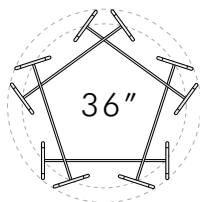
Ceiling Plate: 6" Diameter

### ELECTRICAL

20 x E12 15w (total 300 watts)

### NOTE ON SIZES

The Petite Pentagon is our smallest version of this chandelier. It is also known as Le Pentagone (see tearsheet) and is available in 1 foot diameter increments from 4' to 8'.









## ROCHILLON CHANDELIER

### DESCRIPTION

The Rochillon Chandelier is made by hand from brass and leaded crystal. The top plate, rods and body are machined from solid brass stock. The square crystal panels are cut on a diamond wheel and hand polished.

### FINISHES

Shown in Lite Antique Bronze (standard). Also available in Oil Rubbed Bronze, Polished Nickel, Satin Nickel and Dore'.

### SHADE

Leaded Crystal.

### MODEL #

1 3 5 2

### DIMENSIONS

54 L x 8 W x 51 H

### NET WT.

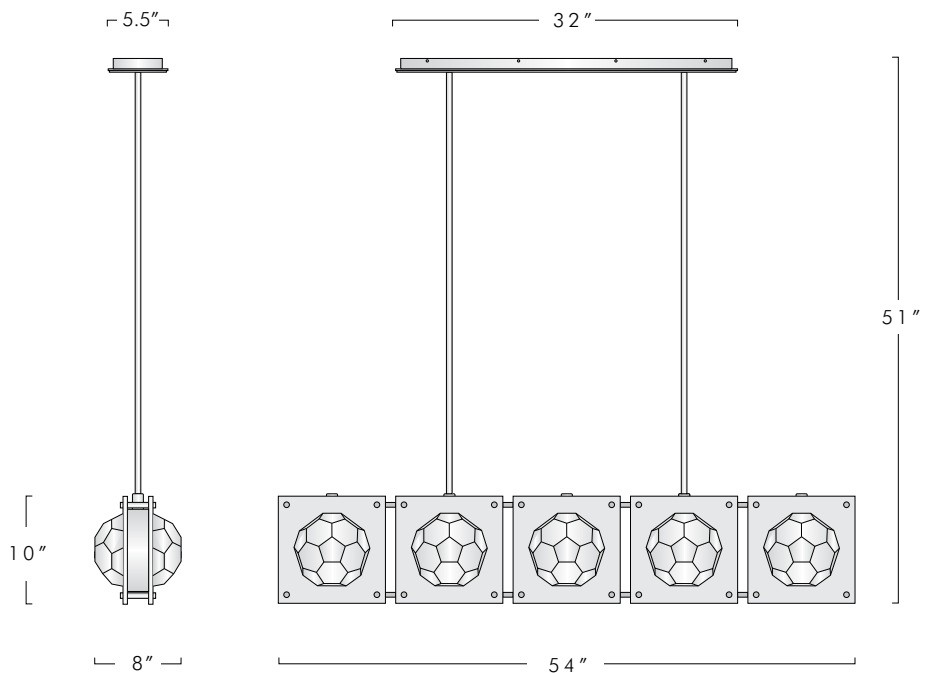
100 lbs

### CEILING PLATE

5.5 W x 32 L - Ceiling Mount

### ELECTRICAL

5 x E12 25w - made with UL listed parts







All Lighting Design and Design Elements are ©2013 by Jonathan Browning Studios, Inc.

## CHAMONT CHANDELIER

### DESCRIPTION

The Chamont Chandelier is machined by hand from solid brass. The round rods of the two arms transform seamlessly into its square spine at each corner. Six borosilicate glass cylinders, with hand carved details, sit along the spine.

### FINISHES

Shown in Lite Antique Bronze (standard). Also available in Oil Rubbed Bronze, Polished Nickel, Satin Nickel and Black Bronze.

### SHADE

Lead Crystal.

### MODEL #

1 3 5 0

### DIMENSIONS

54 L x 4.5 W x 50.75 H

### NET WT.

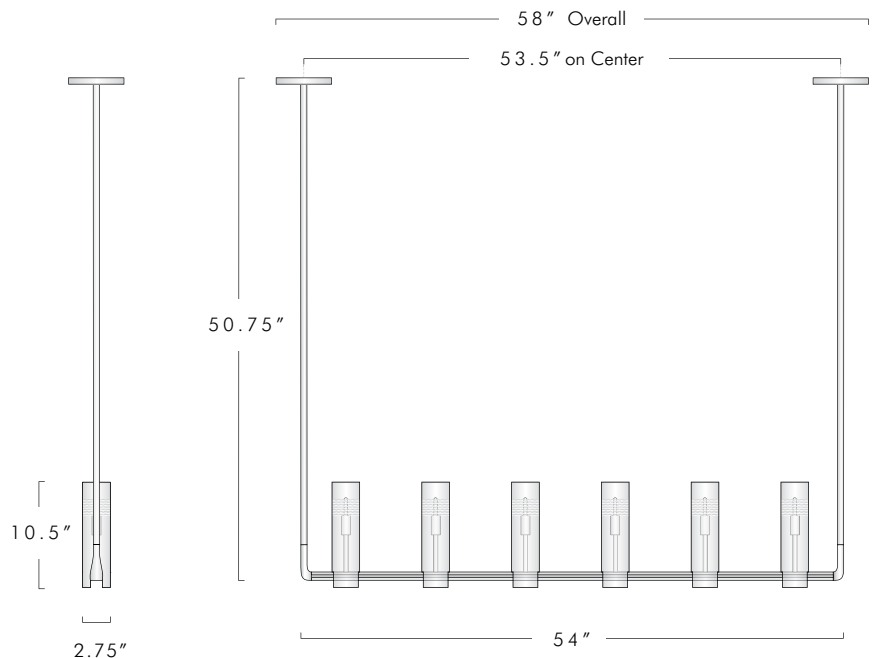
25 lbs


### CEILING PLATE

Two 4.5" Circular Ceiling Mounts - 53.5" on Center

### ELECTRICAL

6 x E12 Base 60w Max - made with UL listed parts







## FALAISE PENDANT

### DESCRIPTION

The Falaise Pendant is carved by hand from a solid block of lead crystal. It's five sided shaft meets a sphere of hexagonal and pentagonal facets which are illuminated by a G9 halogen bulb. The crystal hangs from a braided wire cord which terminates at a round ceiling plate machined of solid brass.

### FINISHES

Ceiling plate is Polished Nickel (standard). Also available in Lite Antique Bronze, Oil Rubbed Bronze, Satin Nickel and Black Bronze.

### SHADE

Lead Crystal.

### MODEL #

1 3 0 1

### DIMENSIONS

4.85 Diam x 13 H

### NET WT.

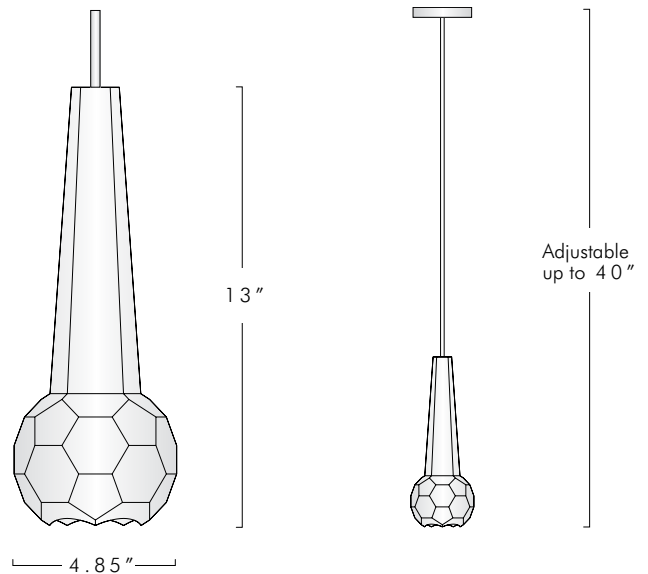
8 lbs

### CEILING PLATE

4.5" Diameter

### ELECTRICAL

1 x G9 Halogen 20w Max - made with UL listed parts







## FALAISE FIVE LIGHT CHANDELIER

### DESCRIPTION

Each Falaise Pendant is carved by hand from a solid block of lead crystal. Its five sided shaft meets a sphere of hexagonal and pentagonal facets which are illuminated by a G-9 Halogen bulb. The crystal hangs from a braided silver wire cord which terminates at a round ceiling plate machined of solid brass.

### FINISHES

The ceiling plate is Satin Nickel (standard). Also available in Polished Nickel, Lite Antique Bronze, Oil Rubbed Bronze and Black Bronze.

### SHADE

Lead Crystal.

### MODEL #

1 3 5 1

### DIMENSIONS

18" Diam. x Adj. H

### NET WT.

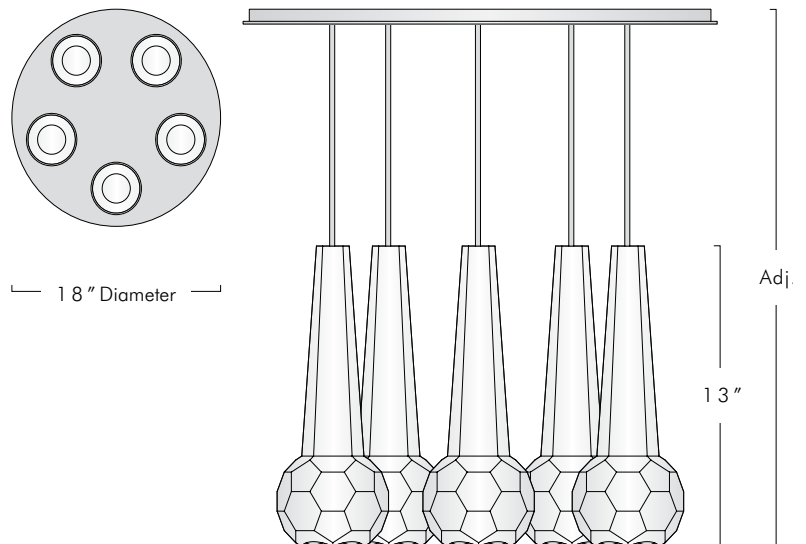
45 lbs

### CEILING PLATE

18" Diameter

### ELECTRICAL

5 x G9 20w Max - made with UL listed parts









All Lighting Design and Design Elements are ©2012 by Jonathan Browning Studios, Inc.

## EMBAYAGE PENDANT

### DESCRIPTION

The Embrayage Pendant is machined from solid bronze. All parts are hand polished and plated. The glass globe is individually blown, with a fade from amber to clear.

### FINISHES

Polished Nickel standard. Also available in Satin Nickel, Oil-Rubbed Bronze, Doré and Lite Antique Bronze.

### SHADE

Glass. Hand blown - subject to slight measurement differences, and color variations. Also available in other colors.

### MODEL #

1 2 5 3

### DIMENSIONS

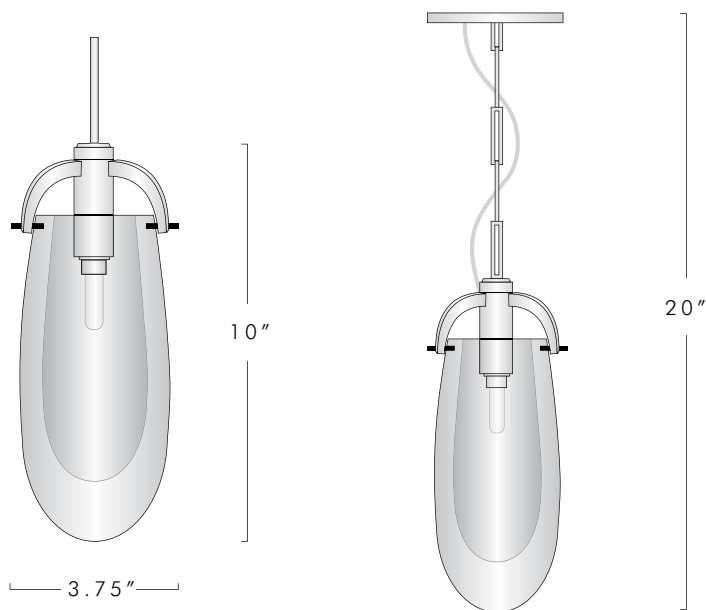
3.75 W x 20 H

### NET WT.

8 lbs

### ELECTRICAL

1 x E12 60w - made with UL parts







All Lighting Design and Design Elements are ©2011 by Jonathan Browning Studios, Inc.

## EMBAYAGE CHANDELIER

### DESCRIPTION

The Embayage Chandelier can be customized and can be built as a single pendant, a three light, and a five light as shown here. Other combinations and configurations are available. Our standard drop length for this is 50".

### FINISHES

Shown in Polished Nickel. Standard finish Polished Nickel. Also available in Satin Nickel, Oil-Rubbed Bronze, Doré and Lite Antique Bronze.

### SHADE

Polished Nickel standard. Also available in Satin Nickel, Oil-Rubbed Bronze, Doré and Lite Antique Bronze.

### MODEL #

1 2 5 0

### DIMENSIONS

3.75 W x 11 H (each)

### NET WT.

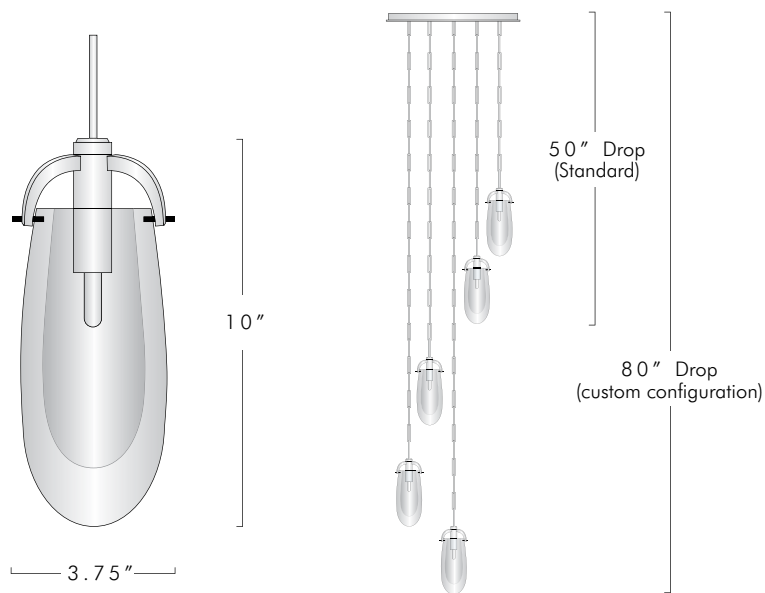
5 lbs (each)

### CEILING PLATE

Varies in diameter based upon number of lights. Five light ceiling plate (shown) is 18" diameter.

### ELECTRICAL

5 x E12 60w - made with UL parts







All Lighting Design and Design Elements are ©2003 by Jonathan Browning Studios, Inc.

## GARONNE CHANDELIER

### DESCRIPTION

The Garonne Chandelier is made of solid bronze. The parts have been individually cast from master carvings using the investment cast process. The ceiling plate, stem, and chain have been machined by hand. All parts are hand polished and plated. The metal shades have been individually turned on a lathe.

### FINISHES

Shown in Polished Nickel. Standard finish Polished Nickel. Also available in Satin Nickel, Oil-Rubbed Bronze, Doré, and Lite Antique Bronze.

### SHADE

Metal. Also available in Clear Glass, Frosted Glass, and Silk.

MODEL #	DIMENSIONS	NET WT.
0356	24" Diam. x 50 H	50 lbs
0651	30" Diam. x 50 H	52 lbs
0555	36" Diam. x 50 H	54 lbs
0554	42" Diam. x 50 H	56 lbs

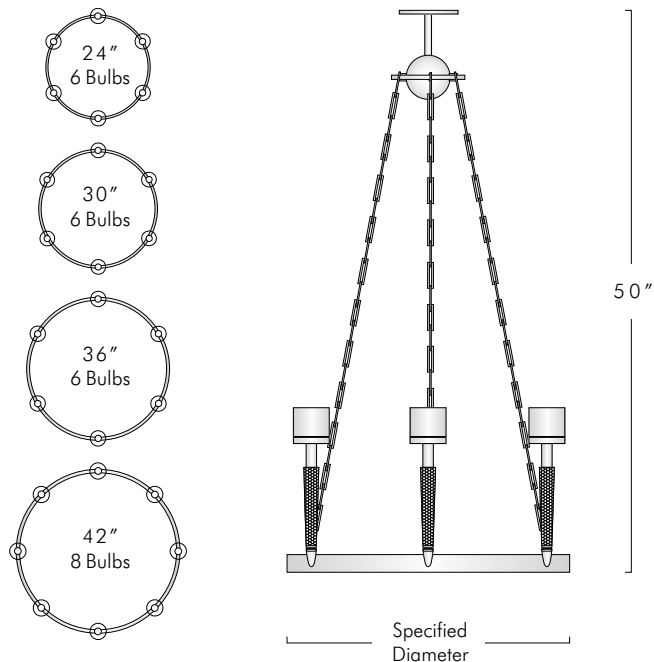
Diameters and number of lights can be customized.

### CEILING PLATE

Ceiling Plate: 4.5" Diameter

### ELECTRICAL

24" - 36" Diameter: 6 x E12 60w - UL Listed.  
42" Diameter: 8 x E12 60w - UL Listed.







All Lighting Design and Design Elements are ©2005 by Jonathan Browning Studios, Inc.

## TRIANON CHANDELIER

### DESCRIPTION

The Trianon Chandelier is made of solid bronze. The parts have been individually cast from master carvings using the investment cast process. The ceiling plate, stem, and chain have been machined by hand. All parts are hand polished and plated. The metal shade is turned on a lathe.

### FINISHES

Shown in Polished Nickel. Standard finish Polished Nickel. Also available in Satin Nickel, Oil-Rubbed Bronze, Doré, and Lite Antique Bronze.

### SHADE

Metal. Also available in Clear Glass, Frosted Glass, and Silk.

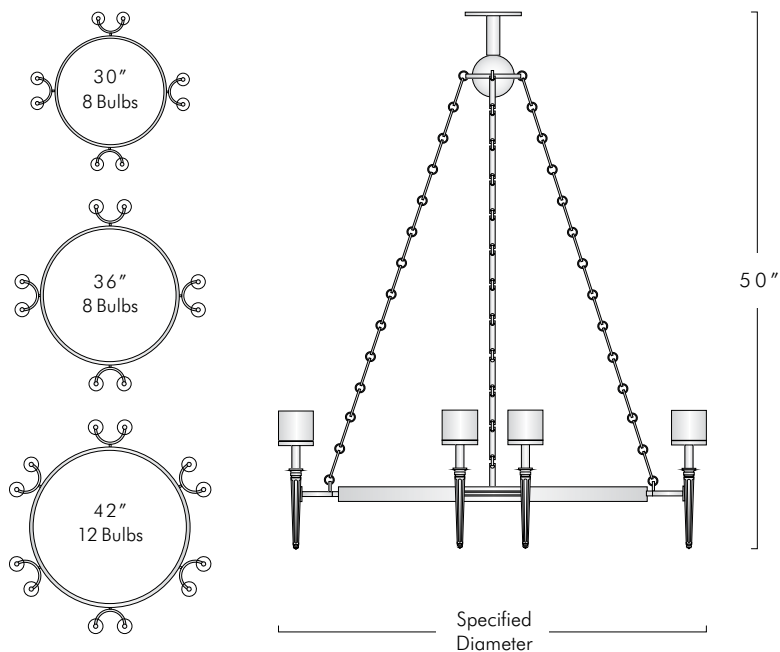
MODEL #	DIMENSIONS	NET WT.
0 5 6 0	30" Diam. x 50 H	32 lbs
0 5 5 1	36" Diam. x 50 H	34 lbs
0 5 5 2	42" Diam. x 50 H	36 lbs

### CEILING PLATE

Ceiling Plate: 4.5" Diameter

### ELECTRICAL

30" Diameter: 8 x E12 60w - Made with UL Listed Parts.  
 36" Diameter: 8 x E12 60w - Made with UL Listed Parts.  
 42" Diameter: 12 x E12 60w - Made with UL Listed Parts.









All Lighting Design and Design Elements are ©2010 by Jonathan Browning Studios, Inc.

## LA PERLE CHANDELIER

### DESCRIPTION

La Perle Chandelier is made of solid bronze. The parts have been individually cast from master carvings using the investment cast process. The ceiling plate, stem, and chain have been machined by hand. All parts are hand polished and plated. The globe is borosilicate glass that is bead blasted.

### FINISHES

Shown in Polished Nickel. Standard finish Polished Nickel. Also available in Satin Nickel, Oil-Rubbed Bronze, Doré, and Lite Antique Bronze.

### SHADE

Frosted Glass.

### MODEL #

1 0 5 0

### DIMENSIONS

18.5" Diam. x 50 H

### NET WT.

15 lbs

### CEILING PLATE

Ceiling Plate: 4.5" Diameter

### ELECTRICAL

1 x E26 200w - Made with UL Listed Parts.



Shown as  
90" Drop

18.5" Diameter  
Bead Blasted Globe





## ODEON CHANDELIER

### DESCRIPTION

The Odeon Chandelier is made of solid bronze. The ceiling plate, chain, and body have been machined by hand. All parts are hand polished and plated. The diffuser is borosilicate glass that is bead blasted. The clear glass sphere is hand worked. 32 bronze bars make up the ring of fringe at the base which move individually.

### FINISHES

Shown in Polished Nickel. Standard finish Polished Nickel. Also available in Satin Nickel, Oil-Rubbed Bronze, Doré, and Lite Antique Bronze.

### SHADE

Frosted and Clear Glass.

### MODEL #

0 5 7 0

### DIMENSIONS

14" Diam. x 29 H

### NET WT.

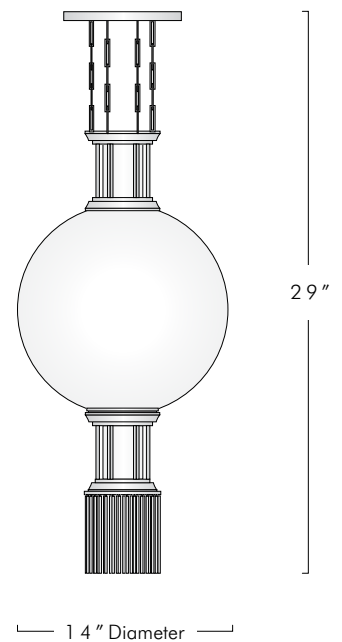
35 lbs

### CEILING PLATE

Ceiling Plate: 8" Diameter

### ELECTRICAL

1 x E26 75w - UL Listed.







All Lighting Design and Design Elements are ©2010 by Jonathan Browning Studios, Inc.

## TWIG CHANDELIER

### DESCRIPTION

The Twig Chandelier is made of solid bronze. The 32 branches have been individually cast from master carvings using the investment cast process. The ceiling plate and stem have been machined by hand. All parts are hand polished and plated. Smoky quartz crystals are hand-tied to each twig. LED lights illuminate the 8 Swarovski cut crystals on the center stem.

### FINISHES

Shown in Dark Bronze. Standard finish Dark Bronze. Also available in Polished Nickel, and Lite Antique Bronze.

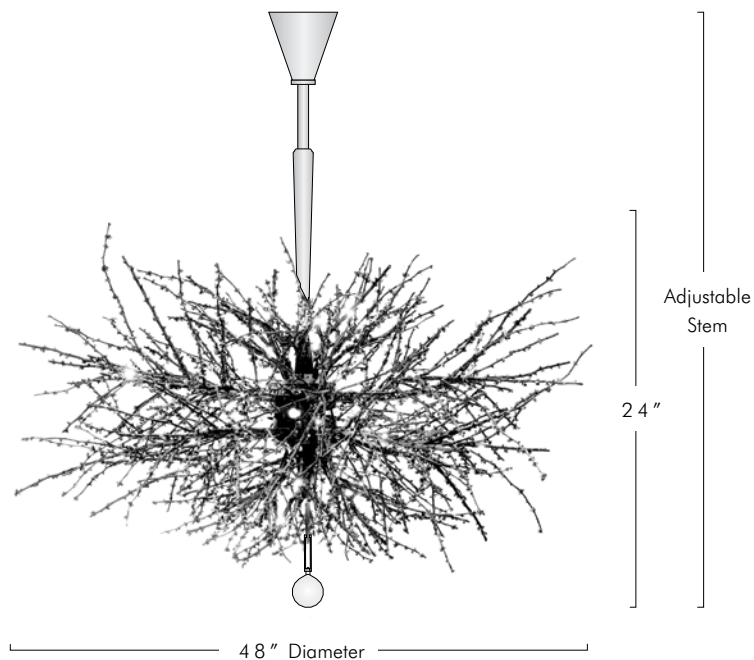
MODEL #	DIMENSIONS	NET WT.
1 0 5 1	48 W x 24 H x Adj. Stem	110 lbs

### CEILING PLATE

Ceiling Plate: 5" Diameter

### ELECTRICAL

32 x 3w LED Lights / 8 LED Lights - UL Listed.







All Lighting Design and Design Elements are ©2012 by Jonathan Browning Studios, Inc.

## MARAI S P E N D E N T

### DESCRIPTION

The Marais Pendant is completely machined by hand from solid bronze. All parts are hand polished and plated. The ribbed glass shades are borosilicate glass.

### FINISHES

Polished Nickel standard. Also available in Satin Nickel, Oil-Rubbed Bronze, Doré and Lite Antique Bronze.

### SHADE

Reeded Borosilicate Glass. Also available in Frosted Glass.

### MODEL #

1 2 5 2

### DIMENSIONS

12.4 W x 50 H

### NET WT.

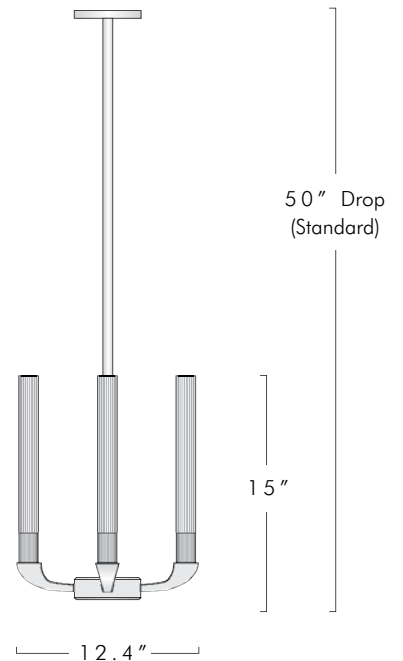
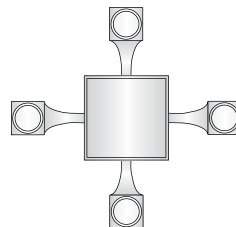
15 lbs

### CEILING PLATE

4.5 diameter

### ELECTRICAL

4 x E26 75w - made with UL parts









All Lighting Design and Design Elements are ©2011 by Jonathan Browning Studios, Inc.

## MARAIS SPLIT PENDENT

### DESCRIPTION

The Marais Split Pendant is completely machined by hand from solid bronze. All parts are hand polished and plated. The ribbed glass shades are borosilicate glass.

### FINISHES

Polished Nickel standard. Also available in Satin Nickel, Oil-Rubbed Bronze, Doré and Lite Antique Bronze.

### SHADE

Reeded Borosilicate Glass. Also available in Frosted Glass.

### MODEL #

1100

### DIMENSIONS

9.75 W x 50 H

### NET WT.

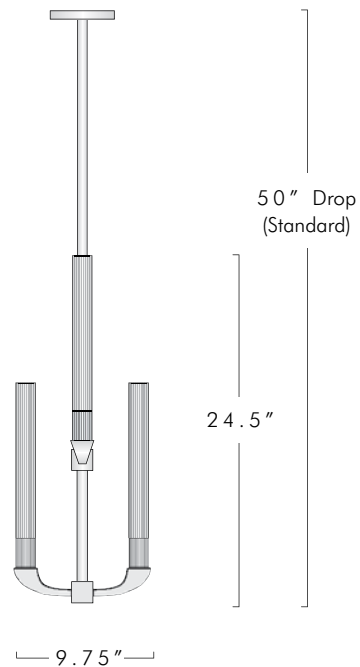
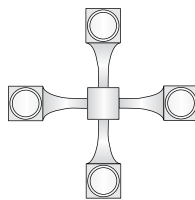
15 lbs

### CEILING PLATE

4.5 diameter

### ELECTRICAL

4 x E26 75w - made with UL parts







## MARAI S CHANDELIER

### DESCRIPTION

The Marais Chandelier is made of solid bronze. The parts have been individually cast from master carvings using the investment cast process. The ceiling plate, stem, and body have been machined by hand. All parts are hand polished and plated. The diffusers are borosilicate glass, individually bead blasted.

### FINISHES

Shown in Lite Antique Bronze. Standard finish Lite Antique Bronze. Also available in Satin Nickel, Oil-Rubbed Bronze, Doré, and Polished Nickel.

### SHADE

Frosted Glass.

### MODEL #

0 8 5 0

### DIMENSIONS

48 L x 60 H x 9.5 D

### NET WT.

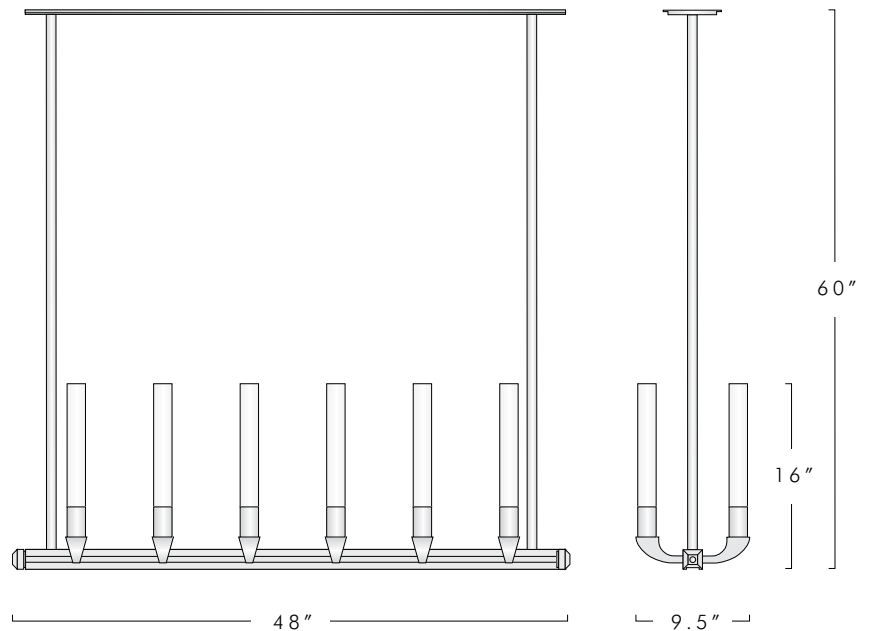
35 lbs

### CEILING PLATE

Ceiling Plate: 48 L x 4.5 D

### ELECTRICAL

12 x E26 40w - UL Listed.







All Lighting Design and Design Elements are ©2005 by Jonathan Browning Studios, Inc.

## VENTOUX CHANDELIER

### DESCRIPTION

The Ventoux Chandelier is made of solid bronze. Its parts have been individually cast from master carvings using the investment cast process. The ceiling plate and chain have been machined by hand. All parts are hand polished and plated. The shades and diffusers are borosilicate glass that is bead blasted and fire polished.

### FINISHES

Shown in Oil-Rubbed Bronze. Standard finish Oil-Rubbed Bronze. Also available in Satin Nickel, Polished Nickel, Doré, and Lite Antique Bronze.

### SHADE

Clear Glass. Also available in Frosted Glass and Metal.

### MODEL #

0 5 7 1

### DIMENSIONS

42 L x 13.5 W x 50 H

### NET WT.

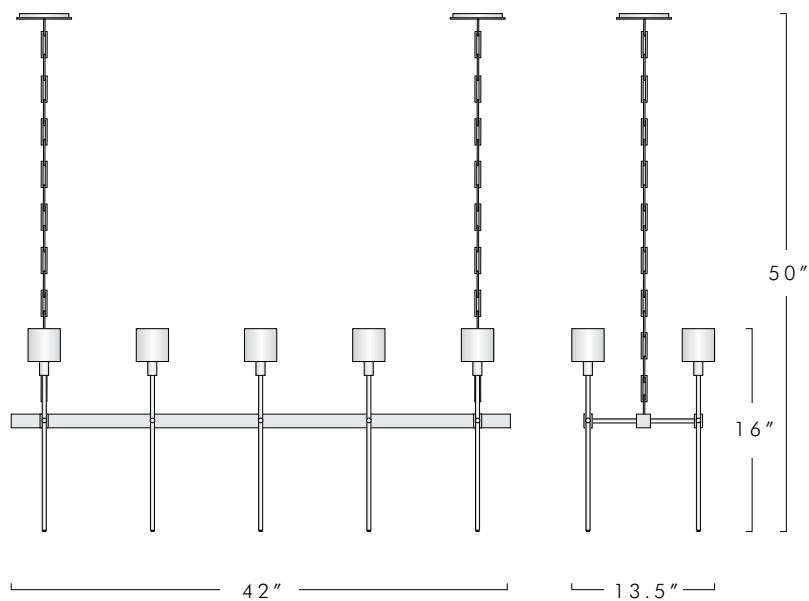
25 lbs

### CEILING PLATE

Ceiling Plates: 4.5" Diameter

### ELECTRICAL

12 x E12 60w - Made with UL Listed Parts.







All Lighting Design and Design Elements are ©2008 by Jonathan Browning Studios, Inc.

**KALMAR WERKSTAETTEN  
ZYLINDERZUG CHANDELIER**

**DESCRIPTION**

Originally designed by Kalmar Werkstaetten of Austria in the 1910's, the Zylinderzug Chandelier is machined and polished completely by hand. Counterweight is filled with buck-shot as originally designed. The textile wire is woven with kevlar.

**FINISHES**

Available in Black Bronze.

**SHADE**

14 W x 24 L x 10 H Silk shade.

**MODEL #**

0 8 8 4

**DIMENSIONS**

24 W x 14 D x Adj. H

**NET WT.**

40 lbs

**CEILING PLATE**

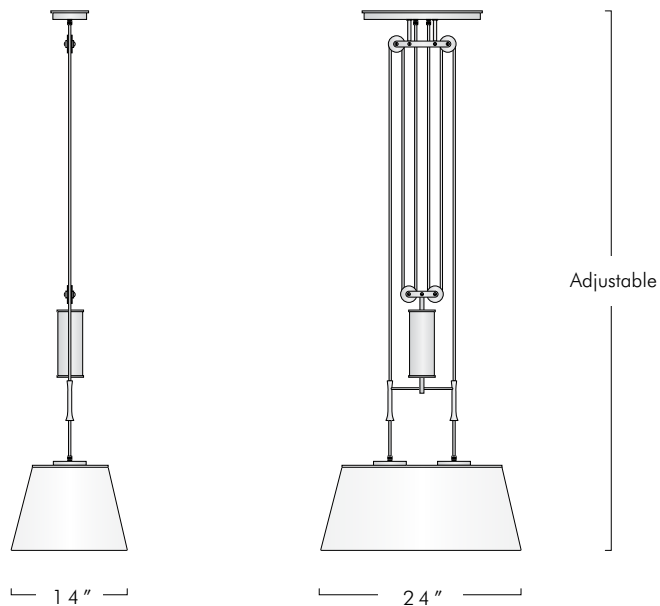
Ceiling Plate: 4.5 W x 14.5 L

**ELECTRICAL**

2 x E26 60w

**AVAILABILITY**

Available in North, South and Central America only.









## KALMAR WERKSTAETTEN KEULE PENDANT

### DESCRIPTION

Originally designed by Kalmar Werkstaetten of Austria in the 1940's, the Keule Pendant is made of lead crystal and hand turned on a lathe. The back plate and stem have been machined by hand. All parts are hand polished and plated. The textile wire is woven with kevlar. The bronze ring is cast from an original carving using the investment cast process.

### FINISHES

Available in Black Bronze.

### SHADE

Solid Lead Crystal. Also available in Hammered Crystal. Opalglass Satinmatte. Optional Halo Bronze Cast Ring.

MODEL #	DIMENSIONS	NET WT.
0 8 7 6	5 W x Adjustable H	8 lbs

### CEILING PLATE

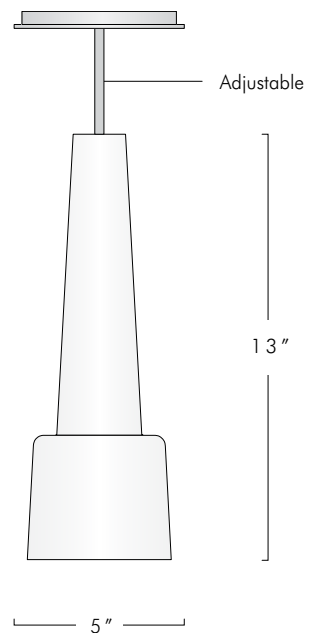
Ceiling Plate: 5" Diameter

### ELECTRICAL

1 x G9 20w

### AVAILABILITY

Available in North, South and Central America only.







## KALMAR WERKSTAETTEN KEULE DOUBLE PENDANT

### DESCRIPTION

Originally designed by Kalmar Werkstaetten of Austria in the 1940's, the Keule Double Pendant has shades of Opalglass Satinmatte. The ceiling plate and stem have been machined by hand. All parts are hand polished and plated. The textile wire is woven with kevlar. The bronze ring is cast from an original carving using the investment cast process.

### FINISHES

Available in Black Bronze.

### SHADE

Hammered Lead Crystal. Also available in Lead Crystal and Opalglass Satinmatte. Optional Halo Bronze Cast Ring.

<b>MODEL #</b>	<b>DIMENSIONS</b>	<b>NET WT.</b>
0 8 7 7	22 W x 4.5 D x Adj. H	18 lbs

### CEILING PLATE

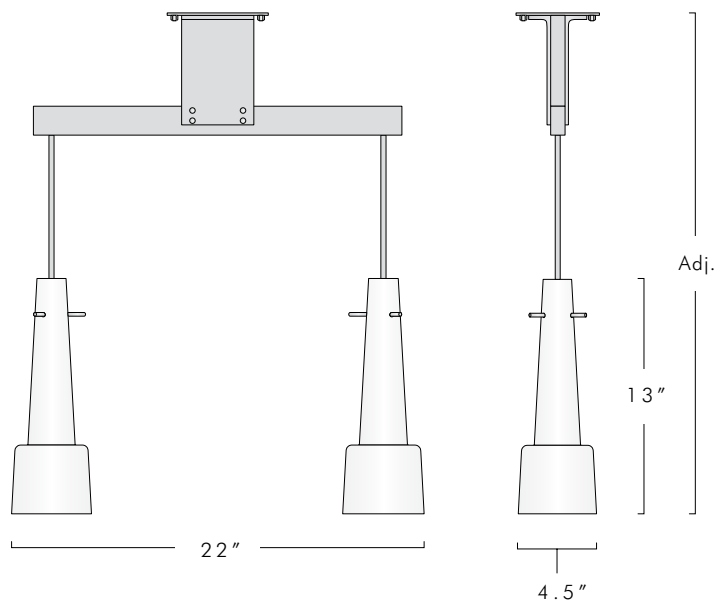
Ceiling Plate: 5.5 W x 4.5 D

### ELECTRICAL

2 x G9 20w

### AVAILABILITY

Available in North, South and Central America only.







## KALMAR WERKSTAETTEN KEULE 5 LIGHT CHANDELIER

### DESCRIPTION

Originally designed by Kalmar Werkstaetten of Austria in the 1940's, the Kuele Five Light Chandelier is made of lead crystal, hand turned on a lathe. The hammered crystal version is given its texture by cutting on a diamond wheel. The ceiling plate is machined by hand. All parts are hand polished and plated. The textile wire is woven with kevlar.

### FINISHES

Available in Black Bronze.

### SHADE

Hammered Lead Crystal. Also available in Solid Lead Crystal and Opalglass Satinmatte. Optional Halo Bronze Cast Ring.

<b>MODEL #</b>	<b>DIMENSIONS</b>	<b>NET WT.</b>
0 8 8 0	18" Diam. x Adj. H	43 lbs

### CEILING PLATE

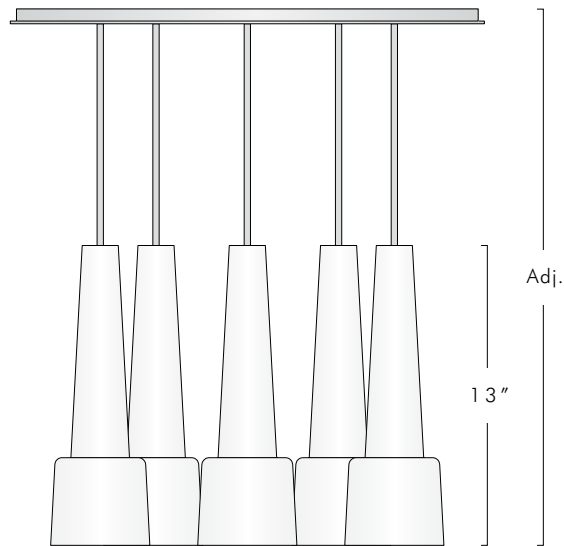
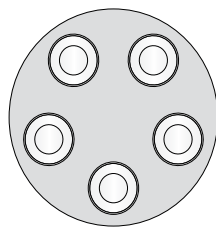
Ceiling Plate: 18" Diameter

### ELECTRICAL

5 x G9 20w

### AVAILABILITY

Available in North, South and Central America only.







## KALMAR WERKSTAETTEN ADMONT CHANDELIER

### DESCRIPTION

Originally designed by Kalmar Werkstaetten of Austria in the 1940's, the Admont Chandelier is made of Rosewood. The ceiling plate has been machined by hand. All parts are hand polished and plated. The textile wire is woven with kevlar.

### FINISHES

S Available in Black Bronze.

### SHADE

7" H Silk Shade.

### MODEL #

0 8 8 3 88 W x 23 D x Adj. H  
0 8 8 5 64 W x 21 D x Adj. H

### DIMENSIONS

88 W x 23 D x Adj. H  
64 W x 21 D x Adj. H

### NET WT.

35 lbs  
18 lbs

### CEILING PLATE

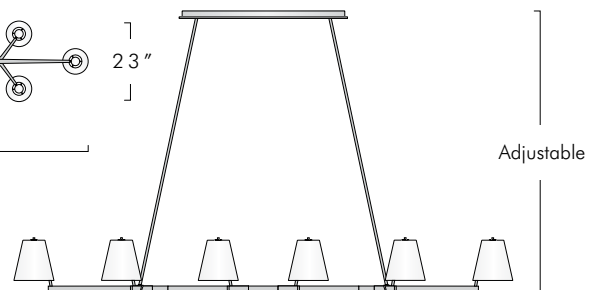
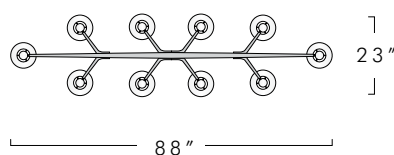
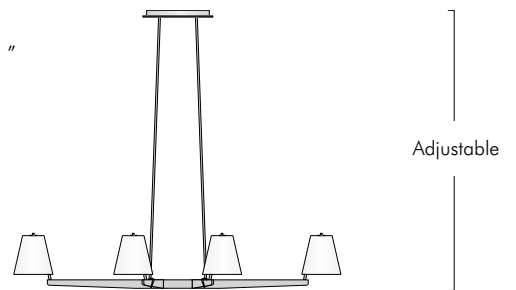
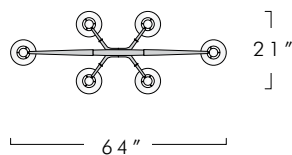
88 W: 30 L x 6 W  
64 W: 12 L x 6 W

### ELECTRICAL

88 W: 10 x E26 25w  
64 W: 6 x E26 25w

### AVAILABILITY

Available in North, South and Central America only.









**KALMAR WERKSTAETTEN  
HOLZSTERN CHANDELIER**

**DESCRIPTION**

Originally designed by Kalmar Werkstaetten of Austria in the 1940's, the Holzstern Chandelier is made of Rosewood. The ceiling plate has been machined by hand. All parts are hand polished and plated. The textile wire is woven with kevlar.

**FINISHES**

Available in Black Bronze.

**SHADE**

7" H Silk Shade.

**MODEL #**

0 8 8 2

**DIMENSIONS**

60" Diam. x Adj. H

**NET WT.**

28 lbs

**CEILING PLATE**

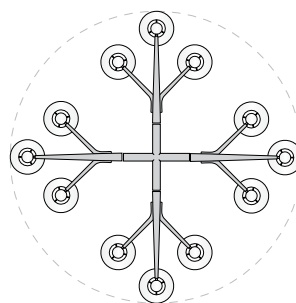
Ceiling Plate: 12" Diameter

**ELECTRICAL**

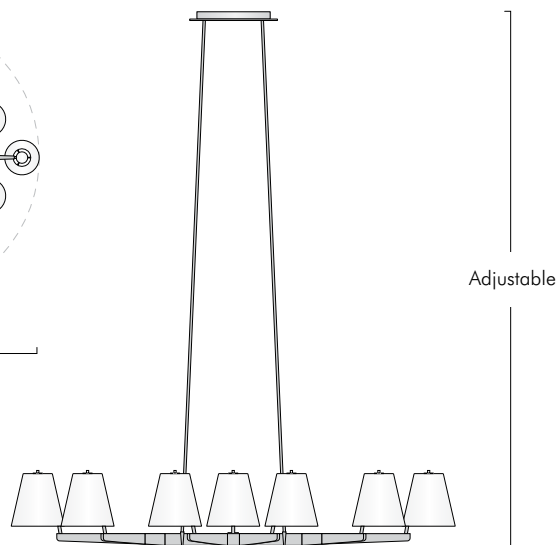
12 x E26 25w

**AVAILABILITY**

Available in North, South and Central America only.



60" Diameter



All Lighting Design and Design Elements are ©2008 by Jonathan Browning Studios, Inc.





**KALMAR WERKSTÄETTEN  
HALLSTADT CHANDELIER**

**DESCRIPTION**

Originally designed by Kalmar Werkstaetten of Austria in the 1940's, the Hallstadt Chandelier is made of Rosewood. The ceiling plate has been machined by hand. All parts are hand polished and plated. The textile wire is woven with kevlar.

**FINISHES**

Available in Black Bronze.

**SHADE**

7" H Silk Shade.

**MODEL #**

0 8 8 1

**DIMENSIONS**

72 W x 48 D x Adj. H

**NET WT.**

40 lbs

**CEILING PLATE**

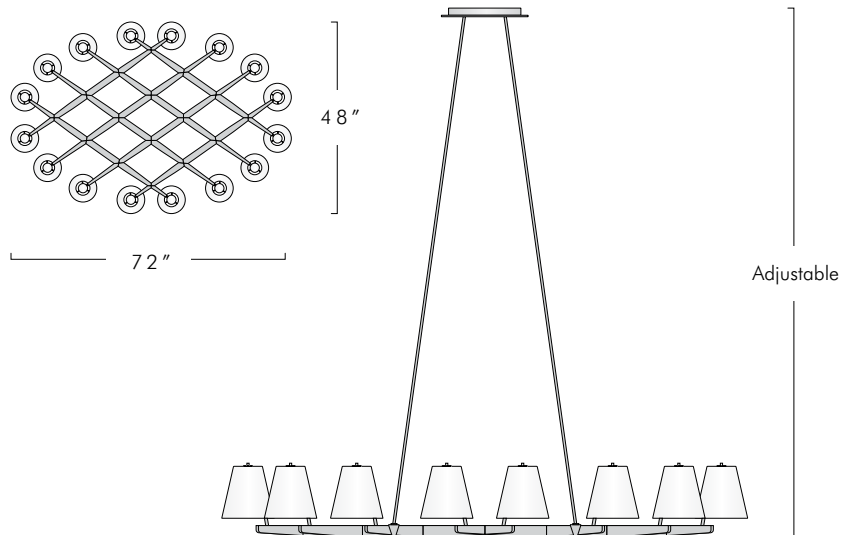
Ceiling Plate: Oval 20.5 L x 14.5 W

**ELECTRICAL**

16 x E26 25w

**AVAILABILITY**

Available in North, South and Central America only.



All Lighting Design and Design Elements are ©2008 by Jonathan Browning Studios, Inc.





All Lighting Design and Design Elements are ©2010 by Jonathan Browning Studios, Inc.

## KALMAR WERKSTAETTEN ZUG PENDANT

### DESCRIPTION

Originally designed by Kalmar Werkstaetten of Austria in the 1920's. The Zug Pendant is a marvel of engineering. It's Sold Bronze sphere is a counter balance to the shade and pull ring such that the Pendant can be adjusted not only up and down, but left and right, staying exactly where one sets it. All parts are machined and polished by hand. The textile wire is woven with kevlar.

### FINISHES

Available in Polished Nickel.

### SHADE

Silk.

### MODEL #

1 0 7 1

### DIMENSIONS

118 W x 94.5 Adj. H

### NET WT.

16 lbs

### CEILING PLATE

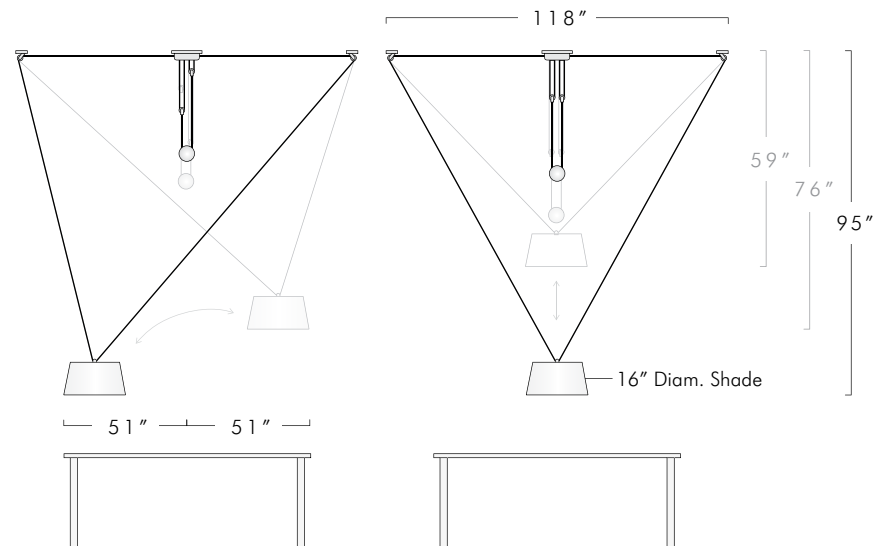
Ceiling Plate: 6.5 W x 3 D

### ELECTRICAL

1 x E26 100w

### AVAILABILITY

Available in North, South and Central America only.



\* Other Lengths Available.

FLOOR LAMPS











## SHERIDAN TORCHIERE

### DESCRIPTION

The Sheridan Torchiere is machined from solid bronze. All parts are hand polished and plated. Electrical wiring is a vintage textile cord. The shade is watercolor paper.

### FINISHES

Shown in Polished Nickel. Standard finish Polished Nickel. Also available in Satin Nickel, Oil-Rubbed Bronze, Doré, and Lite Antique Bronze.

### SHADE

Watercolor Paper - 8" tall X 18" Diameter.

### MODEL #

1 1 4 0

### DIMENSIONS

12 W x 8 D x 68.5 H

### NET WT.

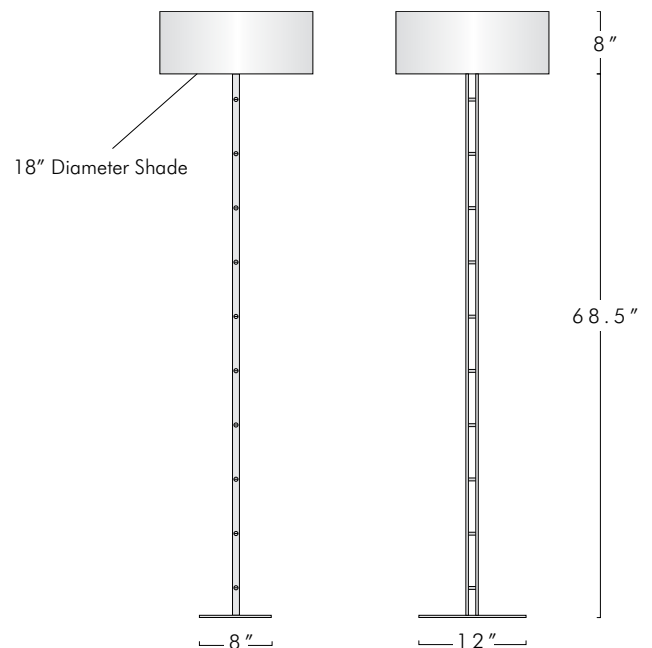
15 lbs

### BASE PLATE

12 W x 8 D

### ELECTRICAL

1x E26 base 150w Made with UL listed parts







All Lighting Design and Design Elements are ©2009 by Jonathan Browning Studios, Inc.

## VENTOUX TORCHIERE

### DESCRIPTION

The Ventoux Torchiera has been machined completely by hand. All parts are hand polished and plated. The metal shade is individually turned on a lathe. The glass shades are borosilicate glass, individually bead blasted or fire polished.

### FINISHES

Shown in Polished Nickel. Standard finish Polished Nickel. Also available in Satin Nickel, Oil-Rubbed Bronze, Doré, and Lite Antique Bronze.

### SHADE

Metal, Clear Glass, and Frosted Glass Shades are included in the Polished Nickel Finish option.

### MODEL #

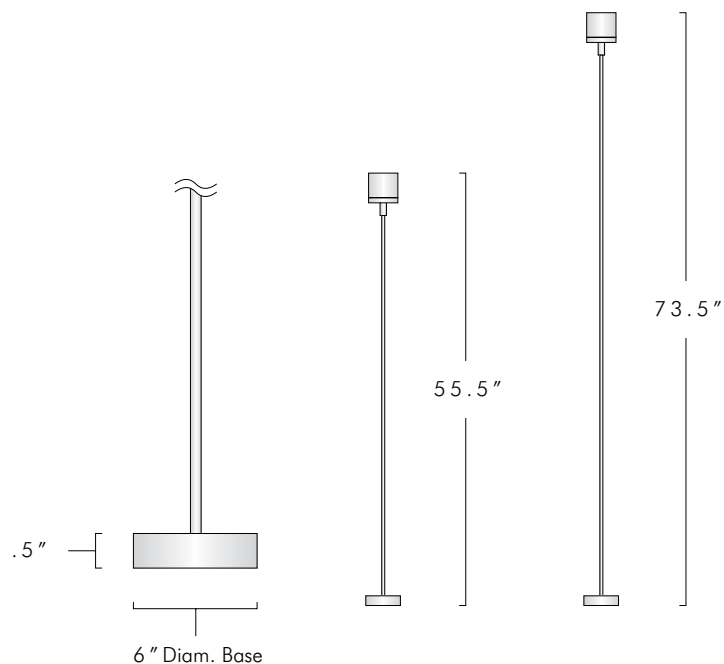
MODEL #	DIMENSIONS	NET WT.
0902	6" Diam. x 55.5 H	16 lbs
0901	6" Diam. x 73.5 H	18 lbs

### BASE PLATE

6" Diameter x .5 H

### ELECTRICAL

1 x E12 60w - UL Listed.







**KALMAR WERKSTAETTEN  
DORNSTAB FLOOR LAMP**

**DESCRIPTION**

Originally designed by Kalmar Werkstaetten of Austria in the 1940's, the Dornstab Floor Lamp is made of Rosewood. The curved base plate is cast of bronze. All parts are hand polished and plated. The textile wire is woven with kevlar.

**FINISHES**

Available in Black Bronze.

**SHADE**

18" Diameter Silk Shade.

**MODEL #**

0 8 7 5  
1 1 7 0

**DIMENSIONS**

18 W x 60 H  
20.5 W x 72 H

**NET WT.**

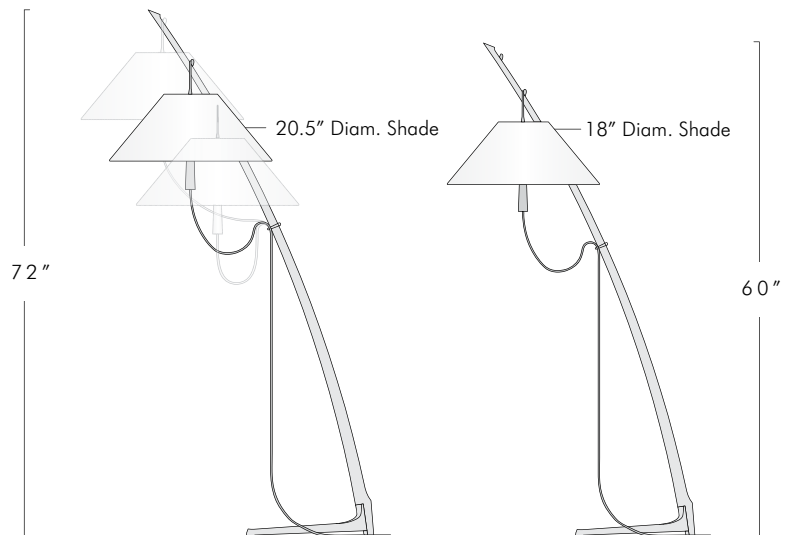
11 lbs  
19 lbs

**ELECTRICAL**


1 x E26 60w

**AVAILABILITY**

Available in North, South and Central America only.



T A B L E F I X T U R E S











All Lighting Design and Design Elements are ©2011 by Jonathan Browning Studios, Inc.

## SHERIDAN TABLE LAMP

### DESCRIPTION

The Sheridan Table Lamp is machined from solid bronze. All parts are hand polished and plated. Electrical wiring is a vintage textile cord. The shade is watercolor paper.

### FINISHES

Shown in Oil-rubbed Bronze. Standard Finish Oil-rubbed Bronze. Also available in Satin Nickel, Polished Nickel, Doré and Lite Antique Bronze,

### SHADE

Watercolor Paper - 8" tall X 18" Diameter.

### MODEL #

1 1 3 0

### DIMENSIONS

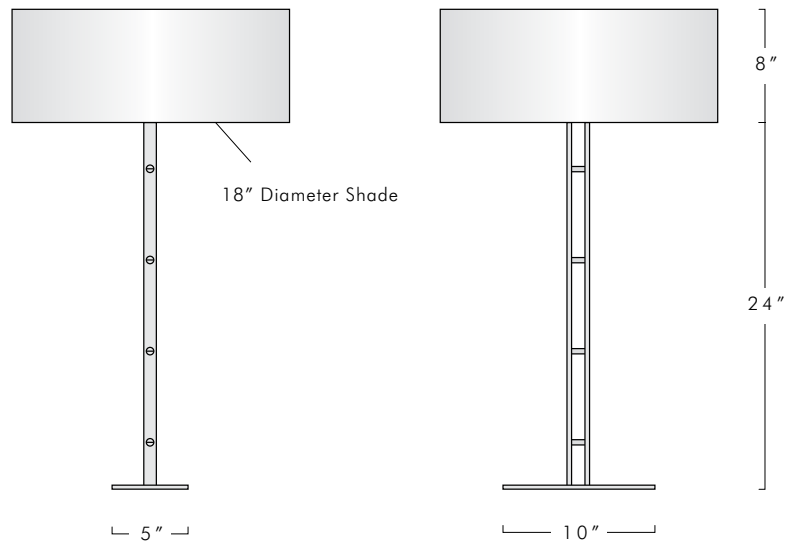
18 W x 18 D x 32 H

### NET WT.

8 lbs

### ELECTRICAL

1x E26 base 150w Made with UL listed parts







All Lighting Design and Design Elements are ©2011 by Jonathan Browning Studios, Inc.

## VENTOUX TABLE LAMP

### DESCRIPTION

The Ventoux Table Lamp is machined from solid bronze. All parts are hand polished and plated. The metal shade is turned by hand on a lathe.

### FINISHES

Shown in Oil-rubbed Bronze. Standard Finish Oil-rubbed Bronze. Also available in Satin Nickel, Polished Nickel, Doré and Lite Antique Bronze.

### SHADE

Metal. Also available in Clear Glass, Frosted Glass and Silk.

### MODEL #

1 1 3 1

### DIMENSIONS

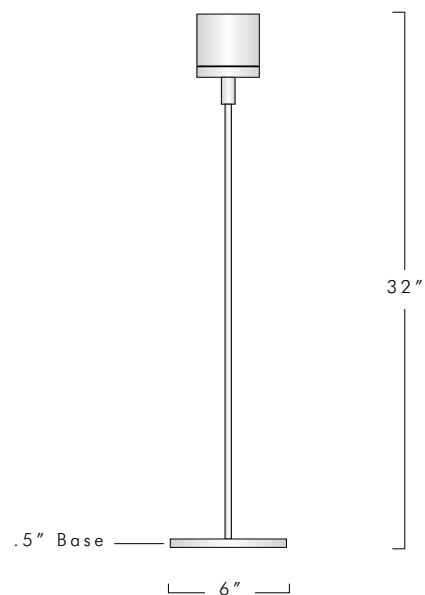
6" Diam. x 32 H

### NET WT.


9 lbs

### ELECTRICAL

1x E12 base 60w - Made with UL listed parts.



A C C E S S O R I E S









## LIONCEAU COCKTAIL TABLE

### DESCRIPTION

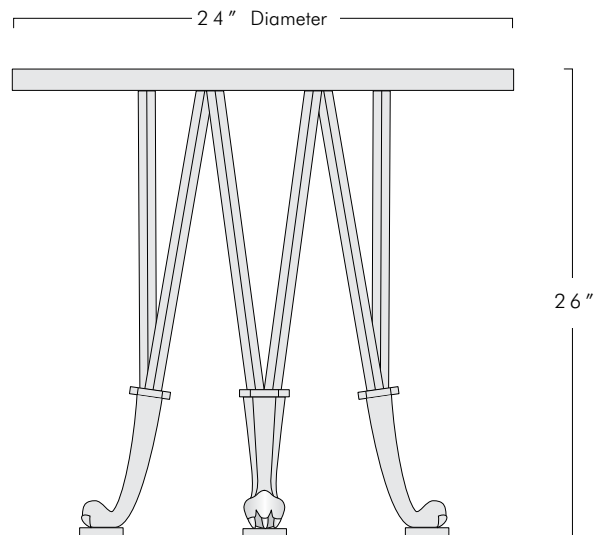
The Lionceau table is constructed with 3 investment cast bronze legs. Each solid bronze casting has a lion's paw foot with two diamond profile legs. The top is turned by hand in a tray design out of solid oak and finished in a black ceruse.


### FINISHES

Base shown in Oil-rubbed Bronze (standard).  
Also available in Polished Bronze.


MODEL #	DIMENSIONS	NET WT.
1 4 1 0	24 Diam x 26 H	62 lbs

Top available in custom sizes and finishes.









All Lighting Design and Design Elements are ©2009 by Jonathan Browning Studios, Inc.

## MONTRÉSOR COCKTAIL TABLE

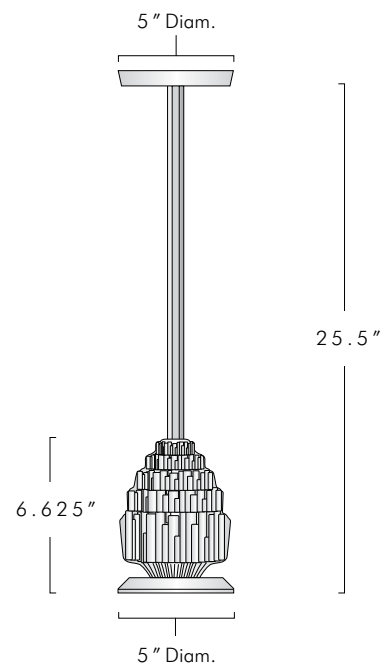
### DESCRIPTION

The Montrésor Cocktail Table is made of solid bronze. It's base has been cast from a master carving using the investment cast process. All parts are hand polished and plated.

### FINISHES

Polished Nickel standard. Also available in Satin Nickel, Oil-Rubbed Bronze, Doré and Lite Antique Bronze.

MODEL #	DIMENSIONS	NET WT.
1 3 2 0	5" Diam. x 25.5 H	10 lbs









All Lighting Design and Design Elements are ©2011 by Jonathan Browning Studios, Inc.

## SHERIDAN COCKTAIL TABLE

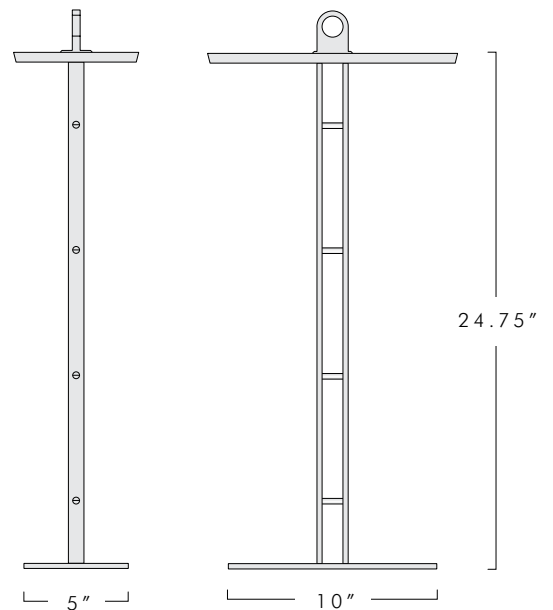
### DESCRIPTION

The Sheridan Cocktail Table is machined from solid bronze. All parts are hand polished and plated.

### FINISHES

Shown in Oil-rubbed Bronze. Standard Finish Oil-rubbed Bronze. Also available in Satin Nickel, Polished Nickel, Doré and Lite Antique Bronze.

MODEL #	DIMENSIONS	NET WT.
1 1 2 0	12 W x 8 D x 27 H	18 lbs





## ANJOU COCKTAIL TABLE

### DESCRIPTION

The Anjou Cocktail Table is made of solid bronze. It's base has been cast from a master carving using the investment cast process. All parts are hand polished and plated.

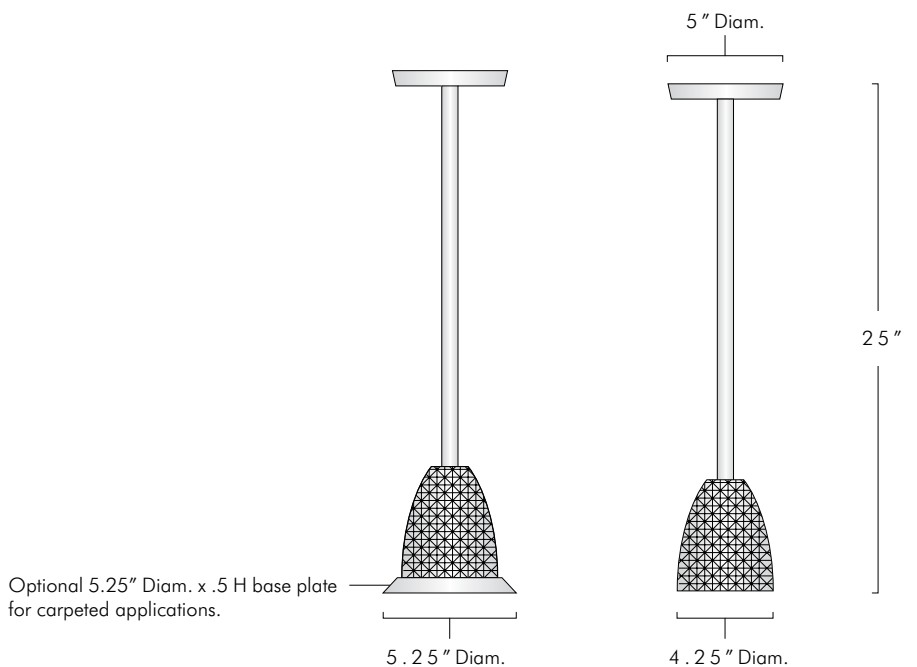
### FINISHES

Shown in Lite Antique Bronze and Satin Nickel. Standard finish Lite Antique Bronze. Also available in Satin Nickel, Polished Nickel, Oil-Rubbed Bronze, and Doré.

MODEL #	DIMENSIONS	NET WT.
0 9 1 0	5" Diam. x 25 H	10 lbs

### BASE

4.25" Diameter. An optional 5.25" diameter base plate for carpeted applications is available.







All Lighting Design and Design Elements are ©2011 by Jonathan Browning Studios, Inc.

## LANGEAIS FIRESCREEN

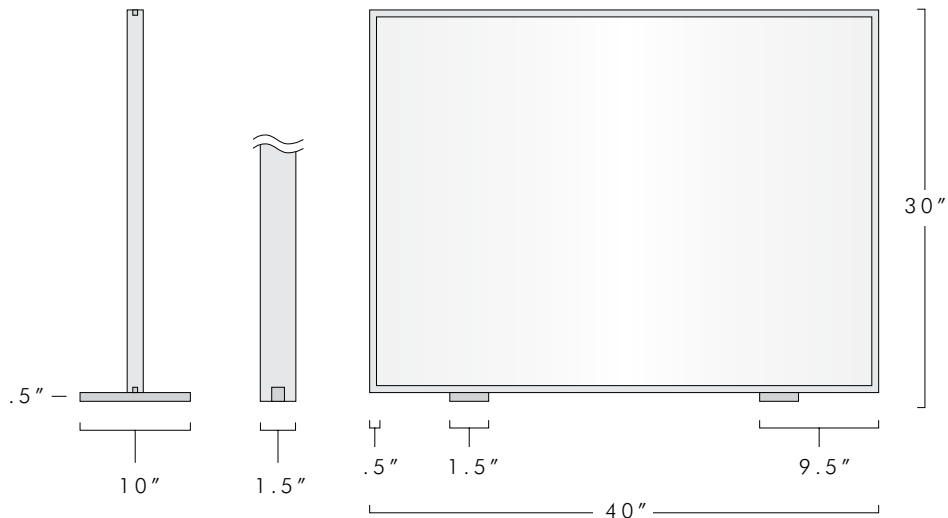
### DESCRIPTION

The Langeais Firescreen is machined from solid bronze. Its four corners are fitted in a tongue and groove pattern. All parts are hand polished and plated. The 1/4" glass panel is tempered glass for strength and safety.


### FINISHES

Shown in Oil-rubbed Bronze. Standard Finish Oil-rubbed Bronze. Also available in Satin Nickel, Polished Nickel, Doré and Lite Antique Bronze

MODEL #	DIMENSIONS	NET WT.
1110	40 W x 10 D x 30.75 H	57 lbs




H A R D W A R E











## COIN DRAPERY HARDWARE

### DESCRIPTION

The Coin rod is machined and polished completely by hand. Rings are individually hand made and include an eyelet.

### FINISHES

Shown in Lite Antique Bronze (standard finish). Also available in Oil-Rubbed Bronze.

### MODEL #

1 2 9 0

### DIMENSIONS

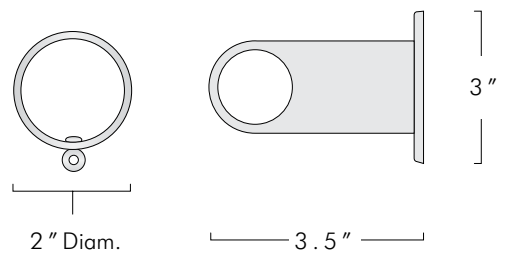
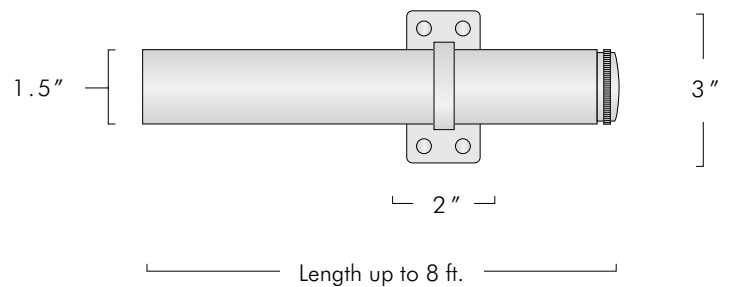
Back Plate: 1.25 W x 3 H

Rod Length: Up to 8' Additional length with custom brackets.

Depth: 3.5

Rod Diameter: 1.5

Ring: 2







## LANGEAIS DRAPERY HARDWARE

### DESCRIPTION

The Langeais rod is machined and polished completely by hand. Rings are individually hand made and include an eyelet.

### FINISHES

Shown in Oil-Rubbed Bronze (standard finish). Also available in Lite Antique Bronze.

### MODEL #

0 8 9 4

### DIMENSIONS

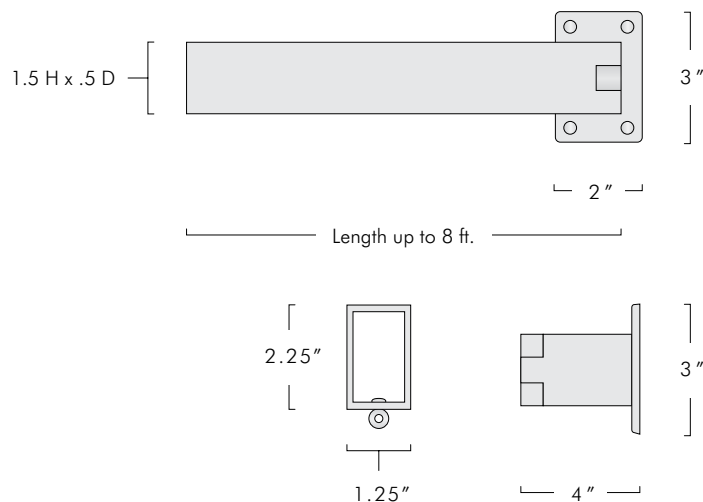
Back Plate: 2 W x 3 H

Rod Length: Up to 8' Additional length with custom brackets.

Depth: 4"

Rod: 1.5 H x .5 D

Ring: 1.25 W x 2.25 H







## VALOGNES DRAPERY HARDWARE

### DESCRIPTION

The Volagnes rod is machined and polished completely by hand. Center recess on rod occurs on all four sides. Rings are individually hand made and include an eyelet.

### FINISHES

Shown in Lite Antique Bronze (standard finish). Also available in Oil-Rubbed Bronze.

### MODEL #

0 8 9 5

### DIMENSIONS

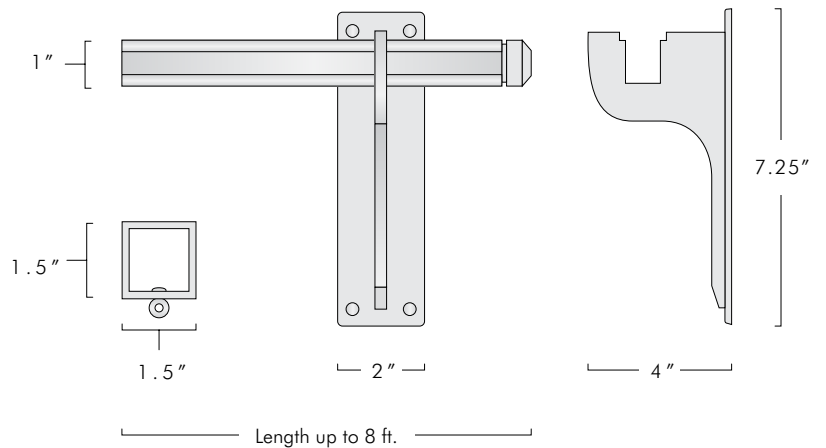
Back Plate: 2 W x 7.25 H


Rod Length: Up to 8' Additional length with custom brackets.

Depth: 4"

Rod: 1 D x 1 H

Ring: 1.5 W x 1.5 H









## MERIGNAC DRAPERY HARDWARE

### DESCRIPTION

The Merignac rod is machined and polished completely by hand. Center recess on rod occurs on all four sides. Rings are individually hand made and include an eyelet.

### FINISHES

Shown in Oil-Rubbed Bronze (standard finish). Also available in Lite Antique Bronze.

### MODEL #

0 8 9 6

### DIMENSIONS

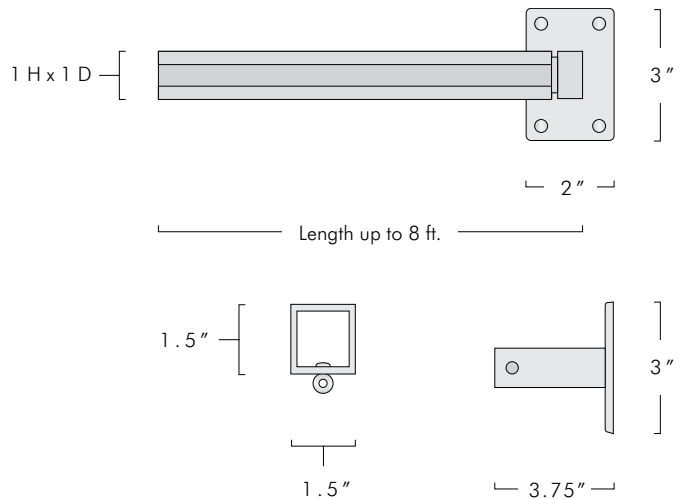
Back Plate: 2 W x 3 H

Rod Length: Up to 8' Additional length with custom brackets.


Depth: 3.75"

Rod: 1 H x 1 D

Ring: 1.5 W x 1.5 H







## CASTELLANE DRAPERY HARDWARE

### DESCRIPTION

The Castellane rod is machined and polished completely by hand. Rings are individually hand made and include an eyelet.

### FINISHES

Shown in Lite Antique Bronze (standard finish). Also available in Oil-Rubbed Bronze.

### MODEL #

0 8 9 3

### DIMENSIONS

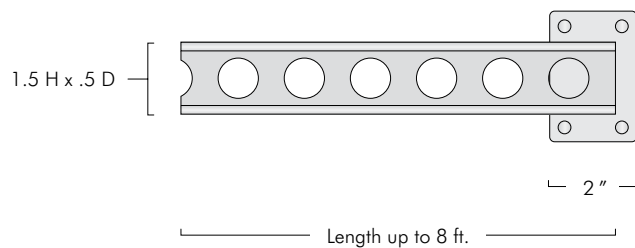
Back Plate: 2 W x 3 H

Rod Length: Up to 8' Additional length with custom brackets.

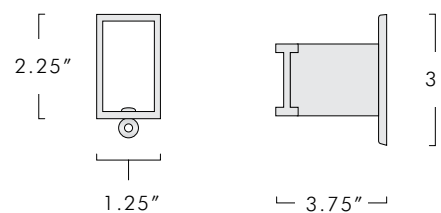
Depth: 3.75"

Rod: 1.5 H x .5 D

Ring: 1.25 W x 2.25 H



Length up to 8 ft.







All Lighting Design and Design Elements are ©2008 by Jonathan Browning Studios, Inc.

## BERGERAC DRAPERY HARDWARE

### DESCRIPTION

The brackets and finials are made of Solid Bronze machined by hand. The rod is a thick walled brass. Rings are individually hand made and include an eyelet.

### FINISHES

Shown in Oil-Rubbed Bronze (standard finish). Also available in Lite Antique Bronze.

### MODEL #

0890

### DIMENSIONS

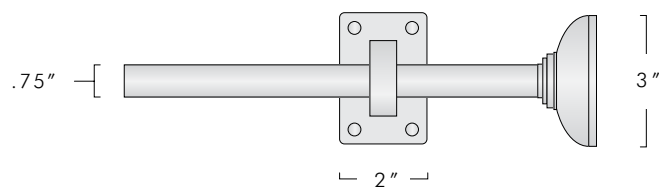
Back Plate: 2 W x 3 H

Rod Length: Up to 4', or 8' with center bracket

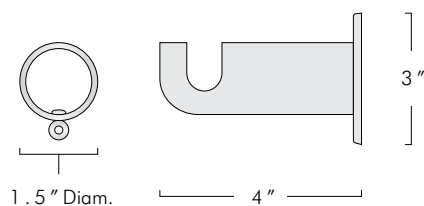
Depth: 4"

Finial End: 3" Diameter

Ring: 1.5" Diameter



Length up to 8 ft.







All Lighting Design and Design Elements are ©2008 by Jonathan Browning Studios, Inc.

## MONTREJEAU DRAPERY HARDWARE

### DESCRIPTION

The Montrejeau brackets are made of Solid Bronze machined by hand. The finials are cast of Solid Bronze using the investment cast process. The rod is a thick walled brass. Rings are individually hand made and include an eyelet.

### FINISHES

Shown in Oil-Rubbed Bronze (standard finish). Also available in Lite Antique Bronze.

### MODEL #

0892

### DIMENSIONS

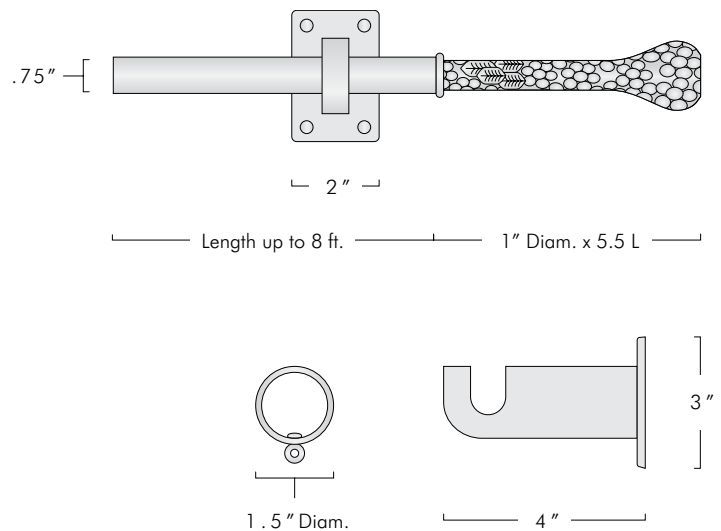
Back Plate: 2 W x 3 H

Rod Length: Up to 4', or 8' with center bracket

Depth: 4"

Finial End: 1" Diameter x 5.5 L

Ring: 1.5" Diameter









## DORDOGNE DRAPERY HARDWARE

### DESCRIPTION

The Dordogne brackets are made of Solid Bronze machined by hand. The finials are cast of solid bronze using the investment cast process. The rod is a thick walled brass. Rings are individually hand made and include an eyelet.

### FINISHES

Shown in Oil-Rubbed Bronze (standard finish). Also available in Lite Antique Bronze.

### MODEL #

0891

### DIMENSIONS

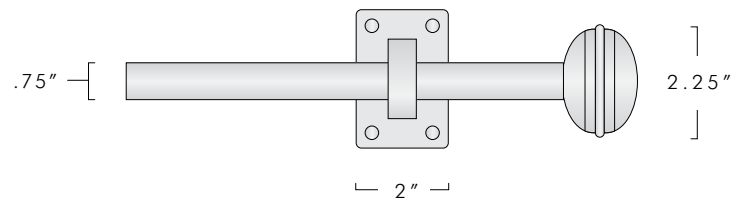
Back Plate: 2 W x 3 H

Rod Length: Up to 4', or 8' with additional center bracket

Depth: 4"

Finial End: 1.25 L x 2.25" Diameter

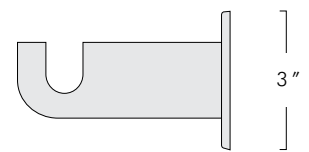
Ring: 1.5" Diameter



Length up to 8ft.



1.5" Diam.



4"